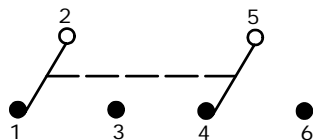
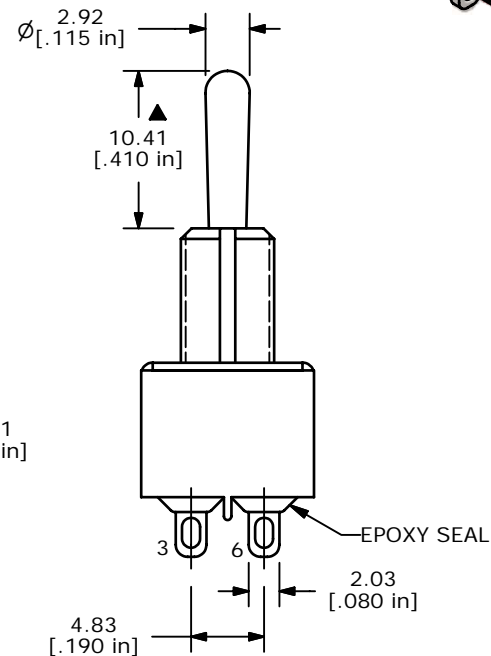
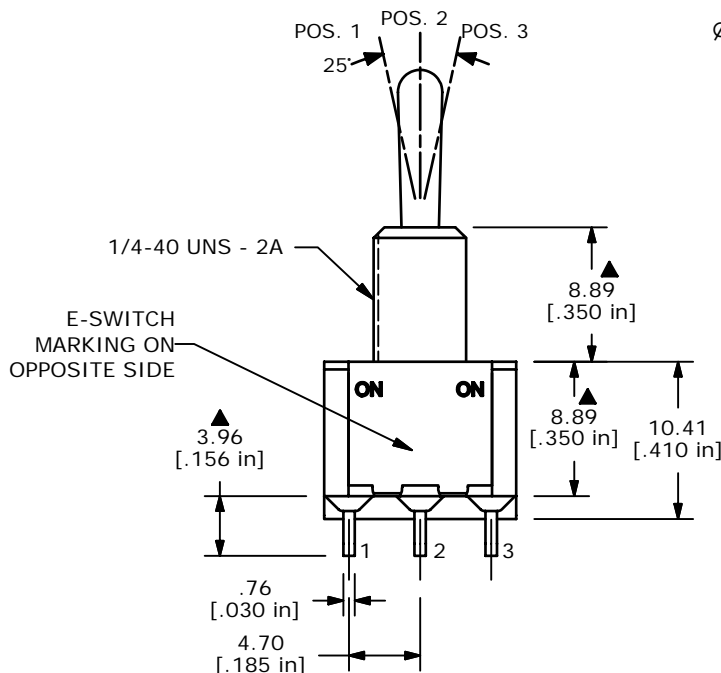


SWITCH FUNCTION		
POS. 1	POS. 2	POS. 3
ON	NONE	ON
2-3, 5-6	N/A	2-1, 5-4



CIRCUIT: DPDT



NOTE:

1. ALL DIMENSIONS IN MM [INCH]
2. GENERAL TOLERANCE: X.X=±0.4
X.XX=±0.25
3. TERMINAL NUMBERS FOR REF ONLY
- ▲4. CONTACT MATERIAL: GOLD
5. RATING: 0.4VA MAX. @ 20 VAC OR VDC MAX.
6. ELECTRIC LIFE: 40,000 MAKE-AND-BREAK CYCLES AT FULL LOAD.
7. INSULATION RESISTANCE: 1,000 MEGA-OHM MIN.
8. DIELECTRIC STRENGTH: 1,000 V RMS @SEA LEVEL.
9. OPERATING TEMP.: -30°C to 85°C
10. ▲ DENOTES CRITICAL PARAMETER.
11. 2002/95/EC (ROHS) COMPLIANT



D	16390	CLEANED UP DWG.	8/29/06	BO
C	16139	REVISED AND REDRAWN	6/13/06	CT
REV	PCR NO	DESCRIPTION	DATE	BY

TITLE 100DP1T1B1M1RE				
SCALE 2:1	DATE 8/29/2006	DR BO	DWG T121041	REV D

THE INFORMATION CONTAINED IN THIS DOCUMENT IS PROPRIETARY TO E-SWITCH AND IS NOT TO BE COPIED OR TRANSFERRED