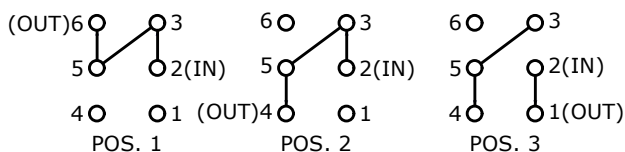
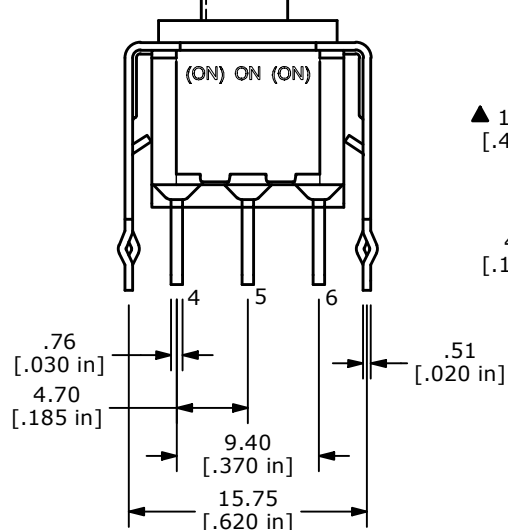
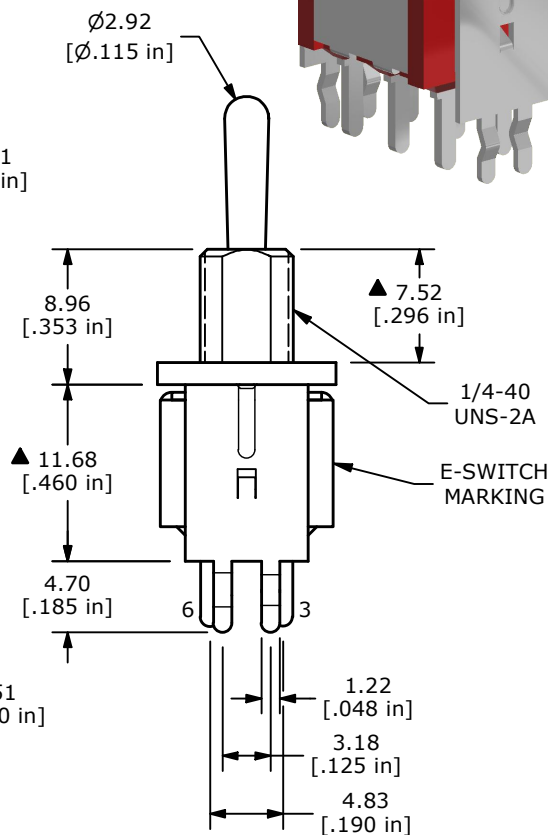
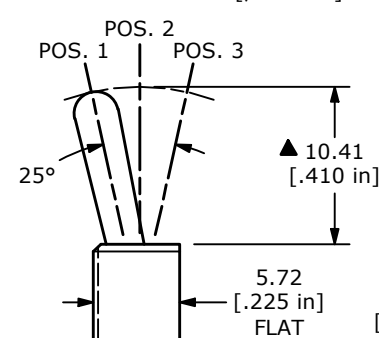


▲ SWITCH FUNCTION		
POS. 1	POS. 2	POS. 3
(ON)	ON	(ON)
2-3, 5-6	2-3, 5-4	2-1, 5-4



DPDT 3 WAY CIRCUIT  
NOTE: JUMPER PIN 3 TO PIN 5



NOTE:

- ALL DIMENSIONS IN MM [INCH]
- GENERAL TOLERANCE: X.X = ±0.4  
X.XX = ±0.25
- TERMINAL NUMBERS FOR REF ONLY
- CONTACT MATERIAL: SILVER
- RATING: 2A @ 250 VAC  
5A @ 120 VAC OR 28 VDC
- ELECTRICAL LIFE: 6,000 MAKE-AND-BREAK CYCLES AT FULL LOAD
- INSULATION RESISTANCE: 1,000 MEGA-OHM MIN.
- DIELECTRIC STRENGTH: 1,000 V RMS @SEA LEVEL.
- OPERATING TEMP.: -40°C to 85°C
- ▲ DENOTES CRITICAL PARAMETER.
- HARDWARE INCLUDED: T100011 - LOCK WASHER (QTY 1)  
T100015 - LOCK RING (QTY 1)  
T100000 - HEX NUT (QTY 2)  
T100016 - O-RING (QTY 1)

REV	ECO NO	DESCRIPTION	DATE	BY
A	ECO-103095	Release	12/02/24	MW



OBJECT ID  
100128879

TITLE 100DP8T1B9VS21QE#				
SCALE 2:1	DATE 11/18/2024	DR MW	DWG ST128110	REV A