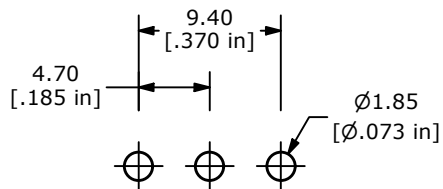
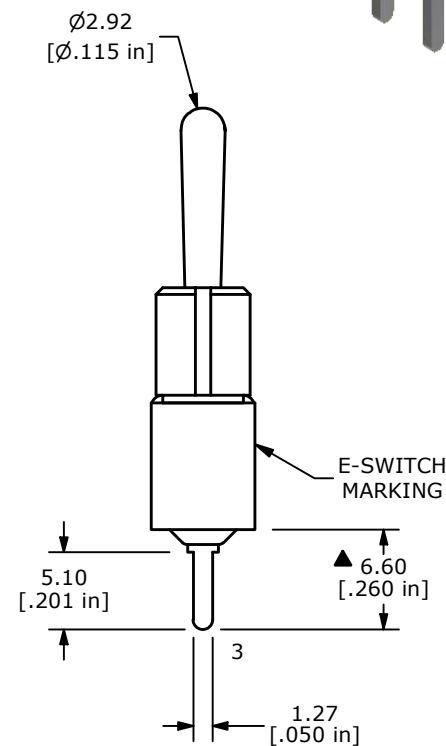
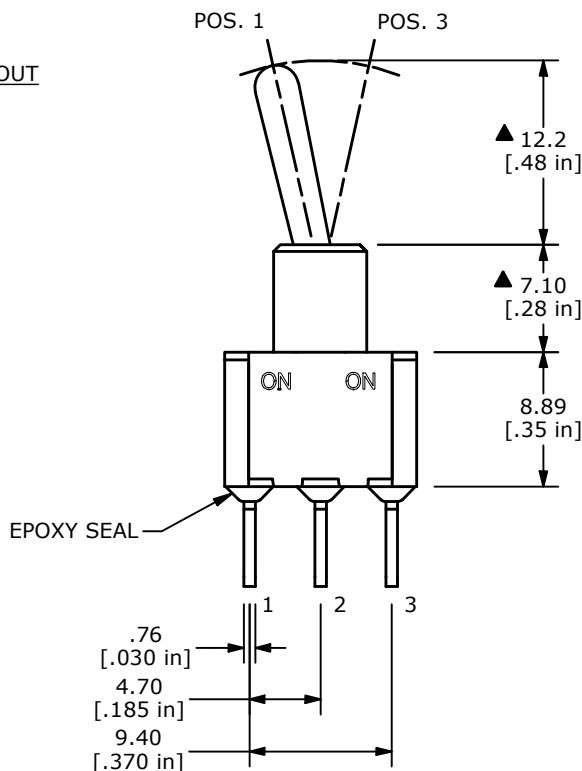
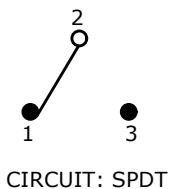


▲ SWITCH FUNCTION		
POS. 1	POS. 2	POS. 3
ON	NONE	ON
2-3	N/A	2-1



RECOMMENDED PCB LAYOUT



- NOTE:
1. ALL DIMENSIONS IN MM [INCH]
 2. GENERAL TOLERANCE: X.X=±0.4
X.XX=±0.25
 3. TERMINAL NUMBERS FOR REF ONLY
 - ▲ 4. CONTACT MATERIAL: SILVER
 5. RATING: 2A @250VAC
5A @120VAC OR 28VDC
 6. ELECTRIC LIFE: 6,000 MAKE-AND-BREAK CYCLES AT FULL LOAD.
 7. INSULATION RESISTANCE: 1,000 MEGA-OHM MIN.
 8. DIELECTRIC STRENGTH: 1,000 V RMS @SEA LEVEL.
 9. OPERATING TEMP.: -30°C to 85°C
 10. ▲ DENOTES CRITICAL PARAMETER.

REV	ECO NO	DESCRIPTION	DATE	BY
F	ECO-101933	100 SERIES UPDATE	05/16/23	MR



OBJECT ID
000023945

TITLE 100SP1T1B4M2QE				
SCALE 2:1	DATE 9/24/2007	DR BF	DWG T111597	REV F