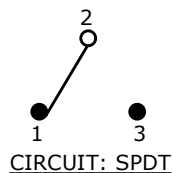
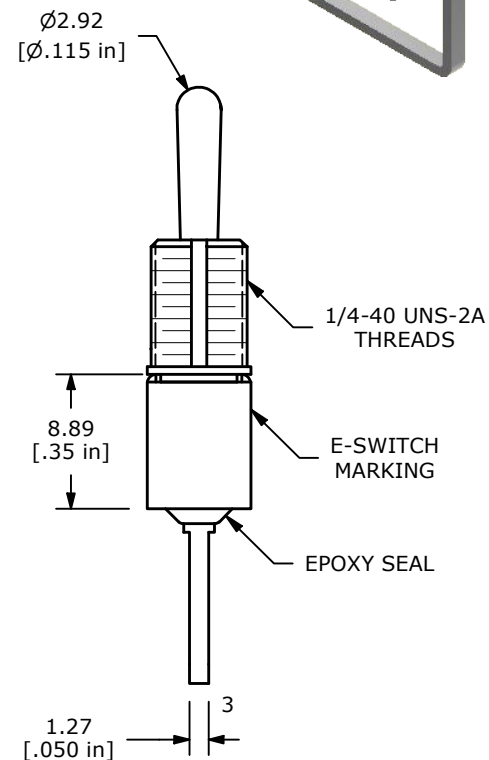
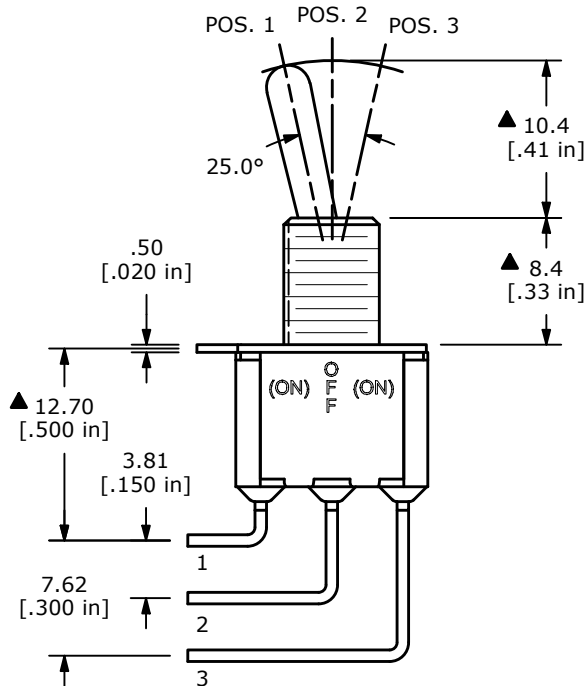


▲ SWITCH FUNCTION		
POS. 1	POS. 2	POS. 3
(ON)	OFF	(ON)
2-3	OPEN	2-1



() = DENOTES MOMENTARY

- NOTE:
1. ALL DIMENSIONS IN MM [INCH]
 2. GENERAL TOLERANCE: X.X = ±0.4
X.XX = ±0.25
 3. TERMINAL NUMBERS FOR REF ONLY
 - ▲ 4. CONTACT MATERIAL: SILVER
 5. RATING: 2A @ 250 VAC
5A @ 120 VAC OR 28 VDC
 6. ELECTRIC LIFE: 6,000 MAKE-AND-BREAK CYCLES AT FULL LOAD.
 7. INSULATION RESISTANCE: 1,000 MEGA-OHM MIN.
 8. DIELECTRIC STRENGTH: 1,000 V RMS @ SEA LEVEL
 9. OPERATING TEMP.: -40°C TO 85°C
 10. ▲ DENOTES CRITICAL PARAMETER.



REV	ECO NO	DESCRIPTION	DATE	BY
B	ECO-101774	100 SERIES UPDATE	05/12/23	MR



OBJECT ID
000024069

TITLE 100SP4T1B1M7QE				
SCALE 2:1	DATE 12/7/2005	DR PH	DWG T114014	REV B