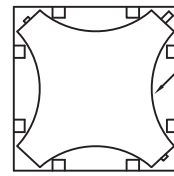
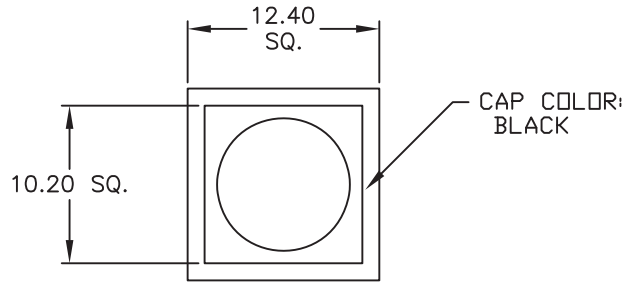
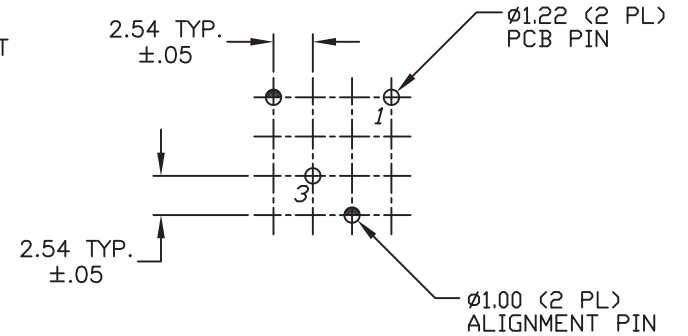
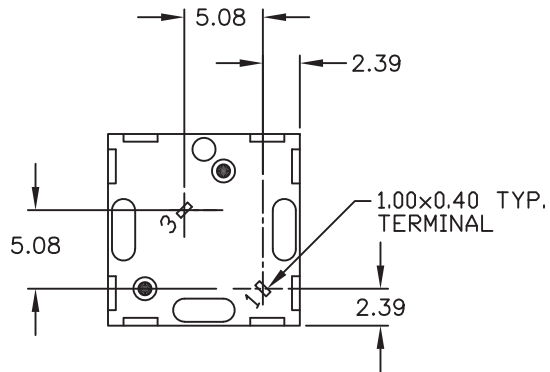
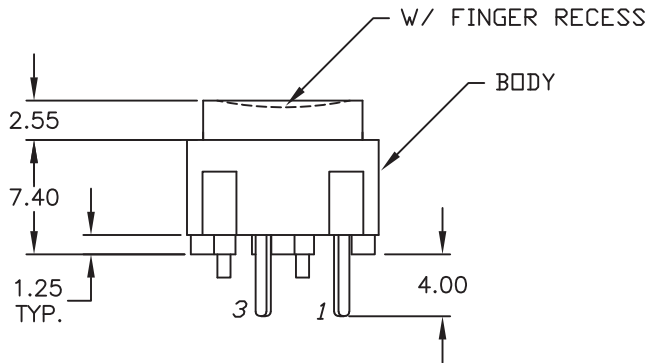


TOP VIEW -SHOW ORIENTATION OF LEGENDS  
IN RESPECT TO THE PCB PIN TERMINALS.

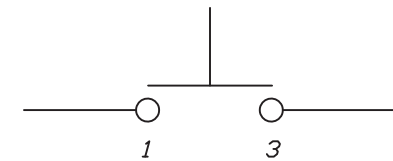


SHOWN CAP REMOVED

320 E1-1 CONTACT  
(B050001)



RECOMMENDED P.C.B. LAYOUT



CIRCUIT: SPST  
CONTACT CONFIGURATION

NOTES:

1. ALL DIMENSIONS IN MM
2. GENERAL TOLERANCE: X.X=±0.4  
X.XX=±0.25
3. TERMINAL NO'S FOR REFERENCE ONLY.
4. RATING: 25mA, @50VDC
5. OPERATING FORCE: 135±50gF
6. TRAVEL TO MAKE: 0.7mm

OBJECT ID: 000027341

**E-SWITCH**®

TITLE

320 E1-1 BLACK

D	101995	NOTE 5 135+/- 50 WAS 120gF	6/5/23	JS
REV.	ECN No.	DESCRIPTION	DATE	CHKD

THE INFORMATION CONTAINED IN THIS DOCUMENT  
IS PROPRIETARY TO E-SWITCH AND IS  
NOT TO BE COPIED OR TRANSFERRED

SCALE

2:1

DATE

12/17/01

DR

CJB

DWG

XB0016P

REV

D