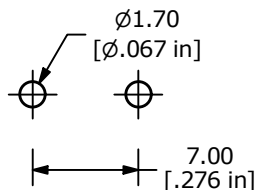
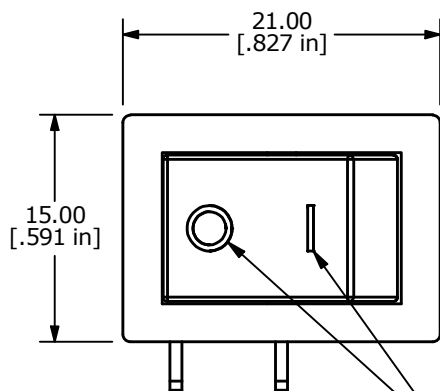


RECOMMENDED PANEL CUTOUT

PANEL THICKNESS	X
0.75 - 1.25	19.2
1.25 - 2.00	19.4
2.00 - 3.00	19.6



RECOMMENDED PCB LAYOUT

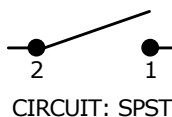


▲ MARKING
COLOR: WHITE

▲ ACTUATOR
COLOR: BLACK

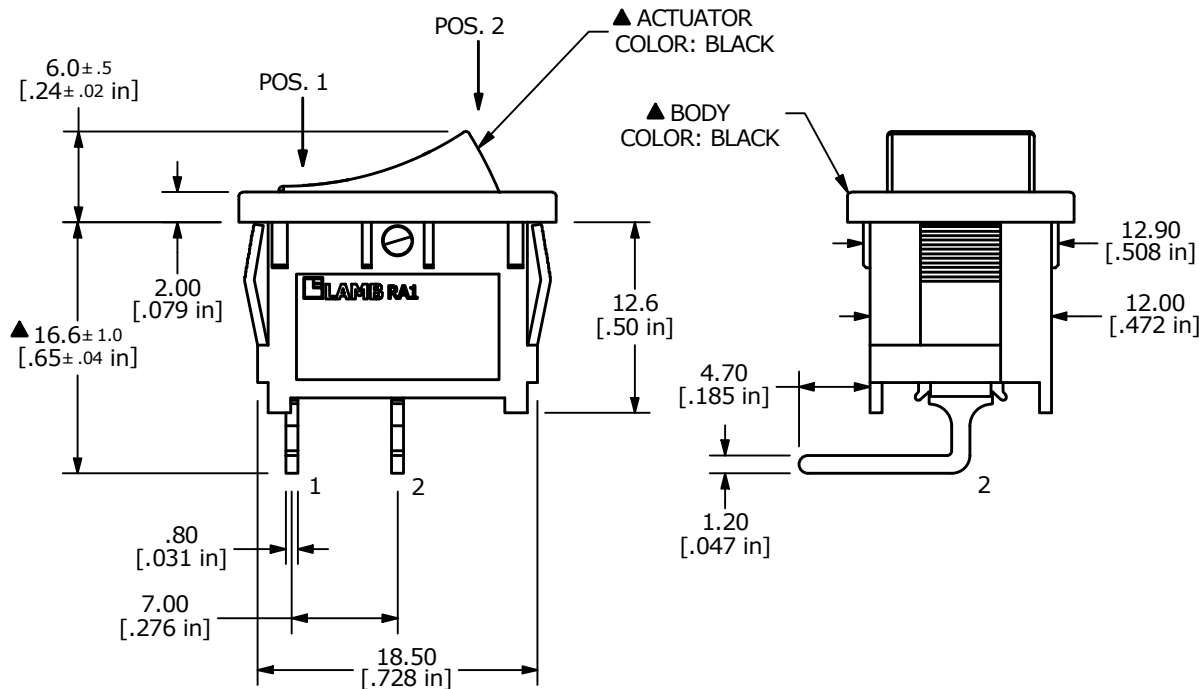
▲ BODY
COLOR: BLACK

SWITCH FUNCTION	
POS. 1	POS. 2
OFF	ON
OPEN	2-1



NOTE:

1. DIMENSIONS IN MM [INCH]
2. GENERAL TOLERANCE: X.X = ± 0.4
X.XX = ± 0.25
3. TERMINAL NUMBERS FOR REF ONLY
4. CONTACT MATERIAL: SILVER
- ▲ 5. CONTACT RATINGS: 16A @ 125VAC [UR, cUR]
10A @ 250VAC [UR, cUR]
1/3HP 125/250VAC [UR, cUR]
6. CONTACT RESISTANCE: 35mΩ MAX. @ 50VAC
7. INSULATION RESISTANCE: 100MΩ MIN. @ 500VAC
8. DIELECTRIC STRENGTH: 1,500VAC FOR 1 MINUTE
9. ELECTRICAL LIFE: 6,000 CYCLES [UR, cUR]
10. OPERATING TEMPERATURE: -20°C TO 105°C [UR, cUR]
11. ▲ DENOTES CRITICAL PARAMETER



REV	ECO NO	DESCRIPTION	DATE	BY
E	ECO-101654	CORRECT ACTUATOR AND FUNCTION	02/15/23	JS
D	ECO-101272	RA1 SERIES UPDATE	10/11/22	MR



OBJECT ID
000001422

TITLE RA1H1C112R		SCALE 2:1	DATE 12/6/2011	DR BGL	DWG 38-RA1H1C112R	REV E
---------------------	--	--------------	-------------------	-----------	----------------------	----------