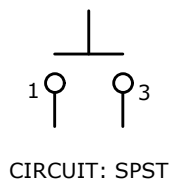


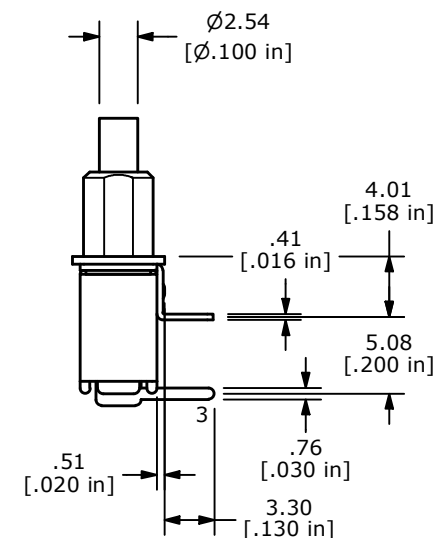
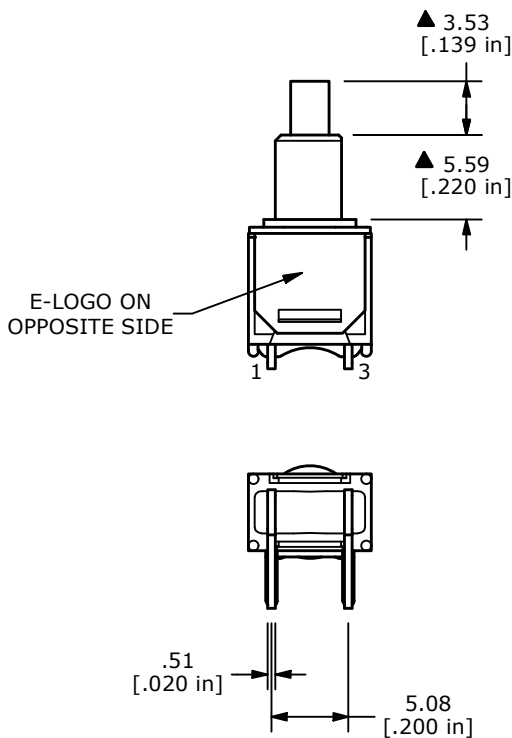
SWITCH FUNCTION	
POS. 1	POS. 2
OFF	(ON)
OPEN	1-3

(ON)=MOMENTARY



NOTE:

1. ALL DIMENSIONS IN MM [INCH]
2. GENERAL TOLERANCE: X.X = ±0.4
X.XX = ±0.25
3. TERMINAL NUMBERS FOR REF ONLY
- ▲ 4. CONTACTS/TERMINALS: GOLD PLATED
5. RATING: 0.4VA @ 20V AC or DC MAX.
6. ELECTRICAL LIFE: 6,000 MAKE-AND-BREAK CYCLES
7. MECHANICAL LIFE: 50,000 MAKE-AND-BREAK CYCLES
8. CONTACT RESISTANCE: 20mΩ MAX. INITIAL @ 2-4VDC
100mA FOR BOTH GOLD AND SILVER CONTACTS
9. INSULATION RESISTANCE: 1,000MΩ MIN.
10. ELECTRIC STRENGTH: 1,000 V RMS @SEA LEVEL
11. OPERATING TEMP.: -40°C to 85°C
12. ▲ DENOTES CRITICAL PARAMETER.



REV	ECO NO	DESCRIPTION	DATE	BY
D	ECO-103156	print update	12/30/24	MW



OBJECT ID
000025848

TITLE 800SP9B6M6RE				
SCALE 2:1	DATE 6/16/2011	DR BMA	DWG T811006	REV D