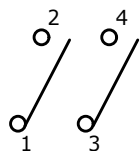
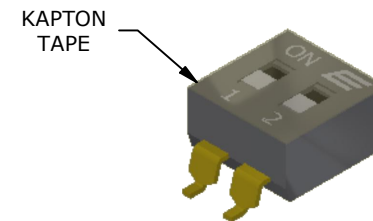
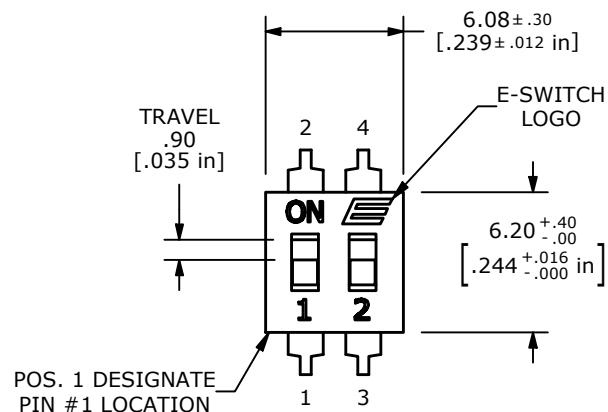


P.C.B MOUNTING

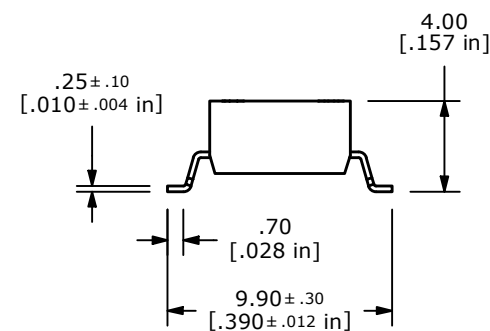
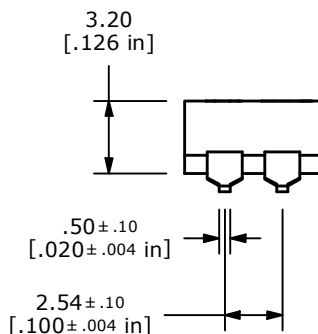


▲ CIRCUIT - 2 POSITION



NOTES:

1. ALL DIMENSIONS IN MM [INCH].
2. GENERAL TOLERANCE: X.X=±0.4
X.XX=±0.25
3. TERM. NOS. FOR REFERENCE ONLY.
4. CONTACT RATINGS: 25mA @24VDC. (SWITCH)
100mA @50VDC. (CARRY)
- ▲ 5. CONTACT MATERIAL:
CONTACTS: (MOVABLE) COPPER
TERMINALS: BRONZE w/GOLD PLATE.
6. INSULATION RESISTANCE; 100 MΩ MIN. @500VDC.
7. CONTACT RESISTANCE; 50 mΩ MAX INITIAL.
8. OPERATING TEMP: -40°C TO +105°C.
9. STORAGE TEMP: -40°C TO +105°C.
- ▲ 10. ELECTRICAL LIFE: 1,000 CYCLES.
11. MECHANICAL LIFE: 1,000 CYCLES
12. PACKAGE: TAPE AND REEL (800 pcs/REEL)
WITH ALL POLES IN THE "OFF" POSITION.
13. ▲ DENOTES CRITICAL PARAMETER.
14. DIELECTRIC STRENGTH: 500VAC MIN FOR 1 MINUTE.
- ▲ 15. OPERATING FORCE: 1000 GRAMS MAX.



REV	ECO NO	DESCRIPTION	DATE	BY
A	ECO-102118	RELEASE	07/24/23	JS

		OBJECT ID 100125156
TITLE KAG02TGGR		
SCALE 3:1	DATE 7/19/2023	DR JS
DWG P800005	REV A	