
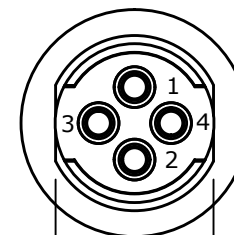
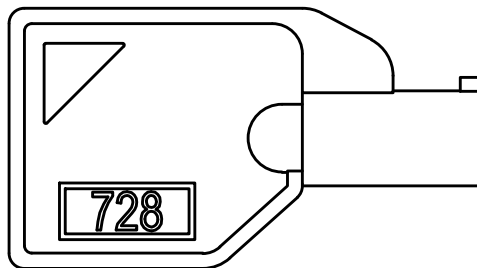


RECOMMENDED PANEL CUTOUT



SHOWN WITH PROVIDED HEX NUT



NOTE:

1. DIMENSIONS IN MM [INCH]
2. GENERAL TOLERANCE: X.X = ± 0.4  
X.XX = ± 0.25
3. TERMINAL NUMBERS FOR REF ONLY
4. CONTACT RATINGS: 1A @ 125VAC, 0.5A @250VAC
5. CONTACT RESISTANCE: 10mΩ MAX.
6. INSULATION RESISTANCE: 200MΩ MIN.
7. DIELECTRIC STRENGTH: 1,000VAC FOR 1 MINUTE
8. ▲ DENOTES CRITICAL PARAMETER
9. MATERIALS:  
HOUSING: ZINC ALLOY CAST  
CYLINDER: ZINC ALLOY W/ CHROME PLATING  
TERMINAL AND CONTACTS: SILVER PLATED  
KEY: TUBULAR - ZINC ALLOY WITH CHROME PLATING
10. PANEL THICKNESS: 10MM MAX.
- ▲ 11. KEYCODE: 728 (QTY. 2)

LEGEND

- ⊙ = KEY PULL POSSIBLE IN THESE POSITIONS
- = DETENT POSITIONS



| SWITCH FUNCTION      |       |
|----------------------|-------|
| CONNECTED TERMINAL # |       |
| POS.1                | POS.2 |
| ON                   | ON    |
| 1-2                  | 3-4   |

▲ CIRCUIT: SPDT (90° INDEXING) CONTACT CONFIGURATION



|                  |           |     |         |     |
|------------------|-----------|-----|---------|-----|
| TITLE KO103C-728 |           |     |         |     |
| SCALE            | DATE      | DR  | DWG     | REV |
| 2:1              | 3/24/2016 | MJR | K100338 | A   |

|     |        |             |        |     |
|-----|--------|-------------|--------|-----|
| A   | 22243  | NEW RELEASE | 4/6/16 | MJR |
| REV | PCR NO | DESCRIPTION | DATE   | BY  |

THE INFORMATION CONTAINED IN THIS DOCUMENT IS PROPRIETARY TO E-SWITCH AND IS NOT TO BE COPIED OR TRANSFERRED