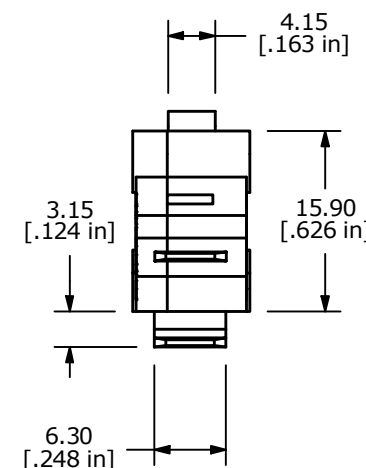
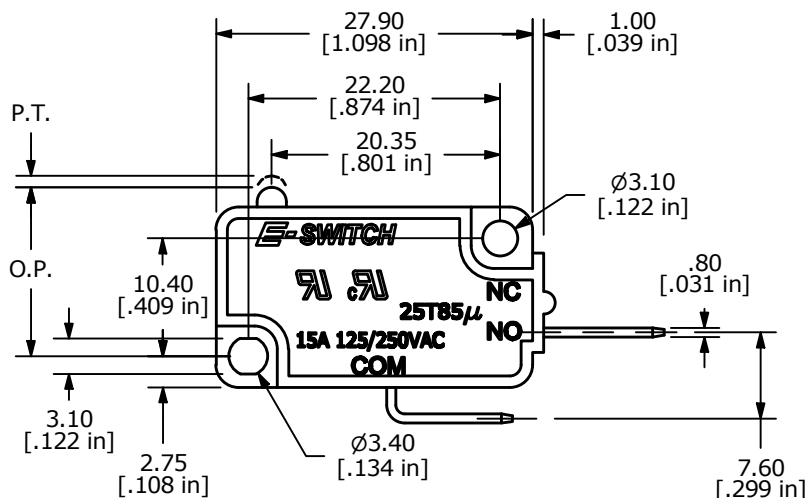
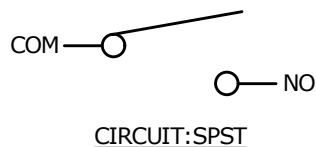


O.P. (MM)	P.T. (MM)
14.7±0.5	2.0 MAX.

O.P. = OPERATING POINT
P.T. = PRE-TRAVEL



- NOTES:
1. ALL DIMENSIONS IN MM [INCH]
 2. GENERAL TOLERANCE: X.X±0.4
X.XX±0.25
 3. RATING: 15A @125/250VAC UL, CUL APPROVED
 - ▲ 4. OPERATING FORCE: 250 ± 50 GRAMS
 5. OPERATING TEMP: -25°C TO 85°C
 6. ELECTRICAL LIFE: 50,000 CYCLES MIN.
 7. MECHANICAL LIFE: 1,000,000 CYCLES TYP.
 8. INSULATION RESISTANCE: 100 MEGA-OHMS MIN.
 9. DIELECTRIC STRENGTH: 1500VAC 1 MINUTE (INITIAL VALUE)
 10. CONTACT RESISTANCE: 100 MILLI -OHMS MAX.
 11. ▲ DENOTES CRITICAL PARAMETER.

REV	ECO NO	DESCRIPTION	DATE	BY	E-SWITCH®			OBJECT ID	
B	ECO-100837	REMOVE VDE RATING AND LOGO	04/26/22	JS				000021055	
					TITLE LS0851500F250C2C				
					SCALE 3:2	DATE 6/1/2009	DR BLR	DWG Q950071	REV B

THE INFORMATION CONTAINED IN THIS DOCUMENT IS PROPRIETARY TO E-SWITCH AND IS NOT TO BE COPIED OR TRANSFERRED