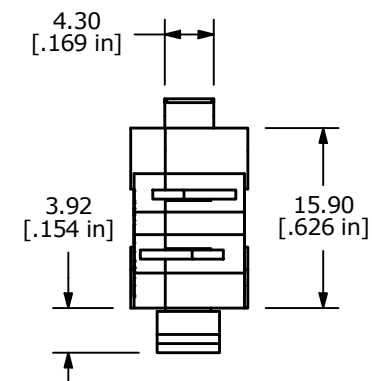
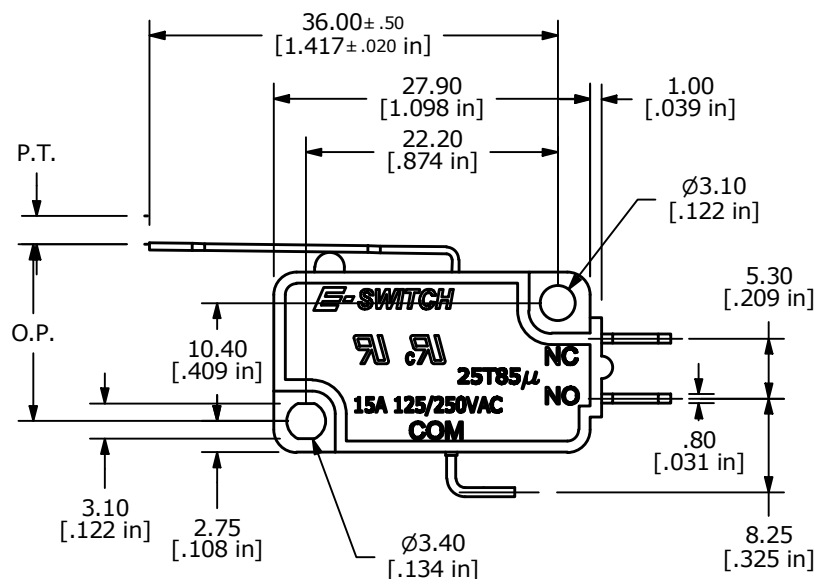
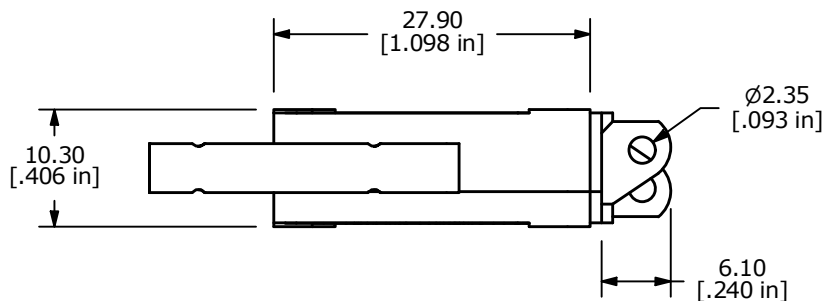
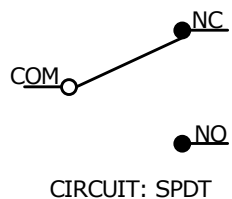




O.P. (MM)	P.T. (MM)
15.5 ± 0.8	4.1 MAX.

O.P. = OPERATING POINT  
P.T. = PRE-TRAVEL



- NOTES:
1. ALL DIMENSIONS IN MM [INCH]
  2. GENERAL TOLERANCE: X.X=± 0.4  
X.XX=± 0.25
  3. RATING: 15A @125/250VAC UL, CUL APPROVED
  - ▲ 4. OPERATING FORCE: 45± 20 GRAMS
  5. OPERATING TEMP: -25°C TO 85°C
  6. ELECTRICAL LIFE: 50,000 CYCLES MIN.
  7. MECHANICAL LIFE: 1,000,000 CYCLES TYP.
  8. INSULATION RESISTANCE: 100 MEGA-OHMS MIN.
  9. DIELECTRIC STRENGTH: 1500VAC 1 MINUTE (INITIAL VALUE)
  10. CONTACT RESISTANCE: 100 MILLI -OHMS MAX.
  11. ▲ DENOTES CRITICAL PARAMETER.

REV	ECO NO	DESCRIPTION	DATE	BY
H	ECO-100810	REMOVE VDE RATING AND LOGO	03/28/22	JS



OBJECT ID  
000020994

TITLE LS0851502F045S1A				
SCALE	DATE	DR	DWG	REV
3:2	2/25/2005	AR	Q950005	H

THE INFORMATION CONTAINED IN THIS DOCUMENT IS PROPRIETARY TO E-SWITCH AND IS NOT TO BE COPIED OR TRANSFERRED