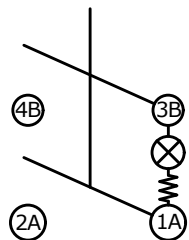


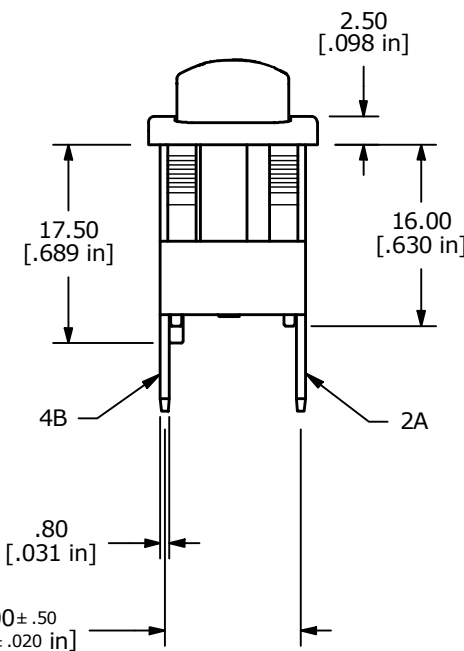
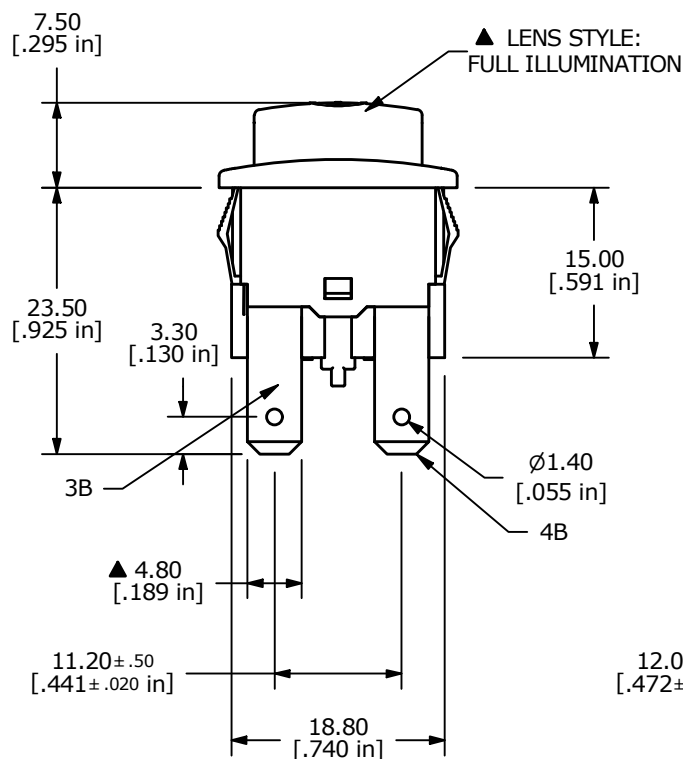

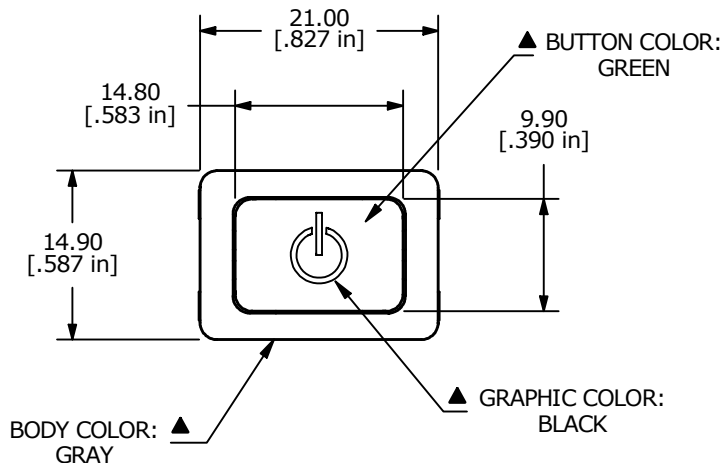
PANEL THICKNESS	X
0.75-1.25	19.2
1.25-2.00	19.4
2.00-3.00	19.8

RECOMMENDED
PANEL CUT-OUT



▲ OFF-ON
DPST

SCHEMATIC



NOTES:

1. ALL DIMENSIONS IN MM [INCH]
2. GENERAL TOLERANCE: X.X±0.4
X.XX±0.25
3. ELECTRICAL LIFE: 6,000 [cURus]
4. CONTACT RESISTANCE: 20 mΩ MAX. INITIAL
5. INSULATION RESISTANCE: 100 MΩ AT 500VDC
6. OPERATING TEMPERATURE: -20°C TO +65°C [cURus]
- ▲ 7. CONTACT RATING: 16A, 125VAC-250VAC, [cURus]
8. DIELECTRIC STRENGTH: 1000VAC FOR 1 MINUTE
- ▲ 9. ILLUMINATION VOLTAGE: 12V
10. TERMINALS TO BE SILVER PLATED
11. ▲ DENOTES CRITICAL PARAMETER

REV	ECO NO	DESCRIPTION	DATE	BY
B	ECO-100492	REMOVE VDE FROM NOTES	12/14/21	JS



OBJECT ID
000000198

TITLE PA412C4012-134		SCALE 3:2	DATE 1/19/2015	DR RC	DWG 14-PA412C4012134	REV B
-------------------------	--	--------------	-------------------	----------	-------------------------	----------