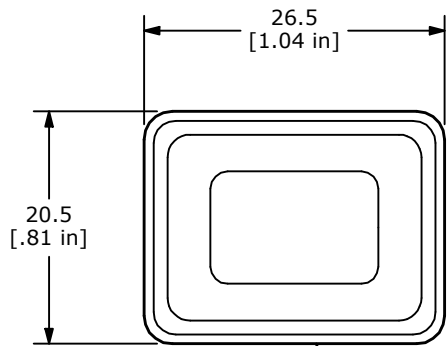
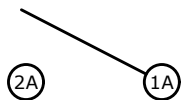



PANEL THICKNESS	X
0.75-1.25	19.2
1.25-2.00	19.4
2.00-3.00	19.8

RECOMMENDED PANEL CUT-OUT



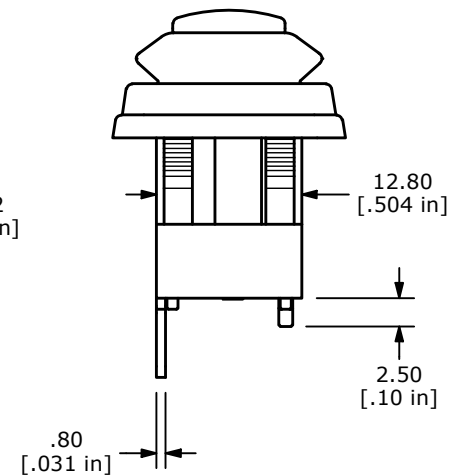
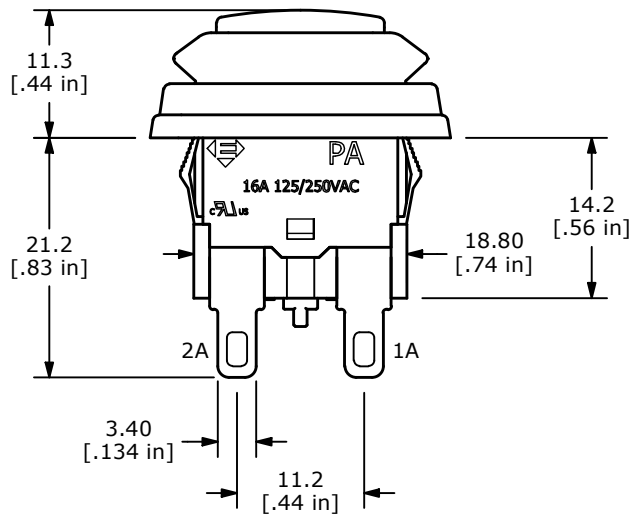
BLACK RUBBER CAP



SCHEMATIC
SPST, OFF-(ON)
() = MOMENTARY

NOTES:

1. ALL DIMENSIONS IN MM [INCH]
2. GENERAL TOLERANCE: X.X = ± 0.4
X.XX = ± 0.25
3. CONTACT RATING: 16A, 125VAC-250VAC, [cURus]
4. CONTACT RESISTANCE: 20 mΩ MAX. INITIAL
5. INSULATION RESISTANCE: 100 MΩ AT 500VDC
6. ELECTRICAL LIFE: 6,000 [cURus]
7. OPERATING TEMPERATURE: -20°C to +65°C
8. DIELECTRIC STRENGTH: 1000V FOR 1 MINUTE
9. ▲ DENOTES CRITICAL PARAMETER



REV	ECO NO	DESCRIPTION	DATE	BY
A	ECO-102829	Release	07/02/24	MW



OBJECT ID
100127741

TITLE PA4R24C1100				
SCALE 2:1	DATE 6/25/2024	DR MW	DWG 14-PA4R24C1100	REV A