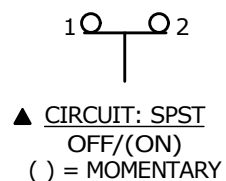
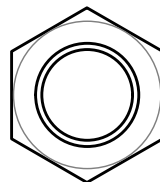
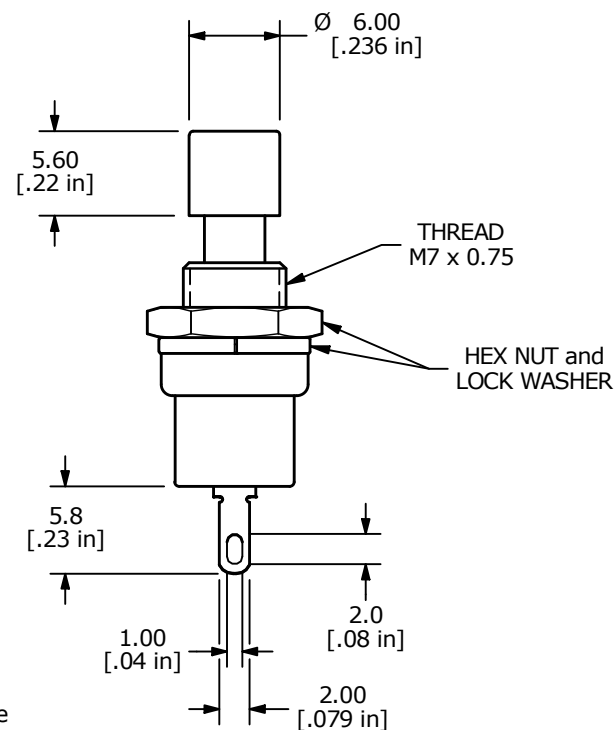
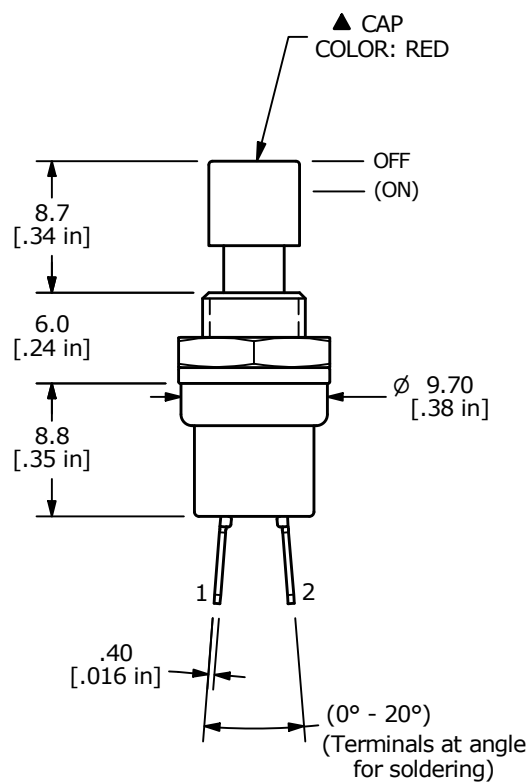


PANEL MOUNTING



NOTE:

1. ALL DIMENSIONS IN MM [INCH]
2. GENERAL TOLERANCE: X.X = ± 0.4
X.XX = ± 0.25
3. TERMINAL NUMBERS FOR REF ONLY
4. CCT RATING: 3A @125VAC, 1.5A @250VAC
5. CONTACT RESONANCE: 50m Ω MAX. (INITIAL)
6. INSULATION RESISTANCE: 100M Ω MIN. @ 500VDC
7. DIELECTRIC STRENGTH: 1,000VAC FOR 1 MINUTE.
8. OPERATING TEMP: -20°C to 65°C
9. ▲ DENOTES CRITICAL PARAMETER.
10. HARDWARE INCLUDED: HEX NUT and LOCK WASHER



TITLE PS1024ARED (OFF/(ON), 6mm Red Cap)

SCALE 2:1

DATE 11/13/1996

DR MM

DWG F010241

REV D

THE INFORMATION CONTAINED IN THIS DOCUMENT IS PROPRIETARY
TO E-SWITCH AND IS NOT TO BE COPIED OR TRANSFERRED