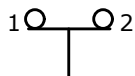
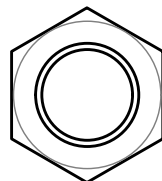
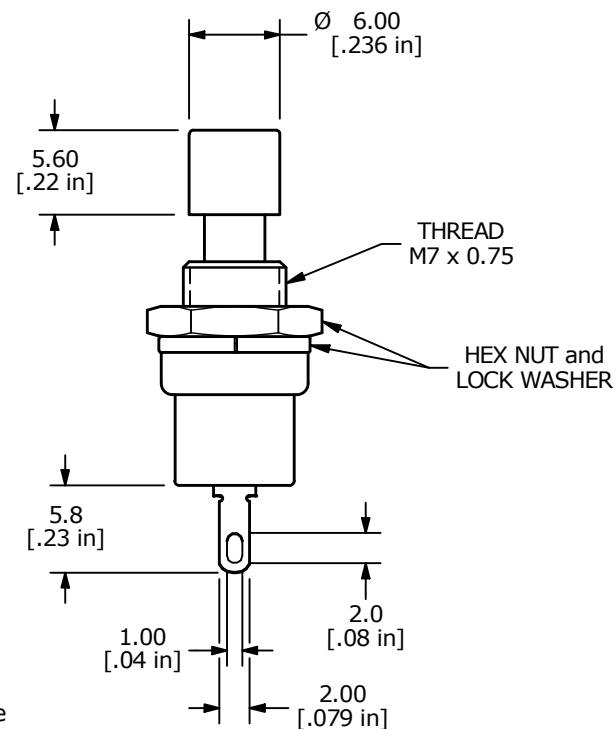
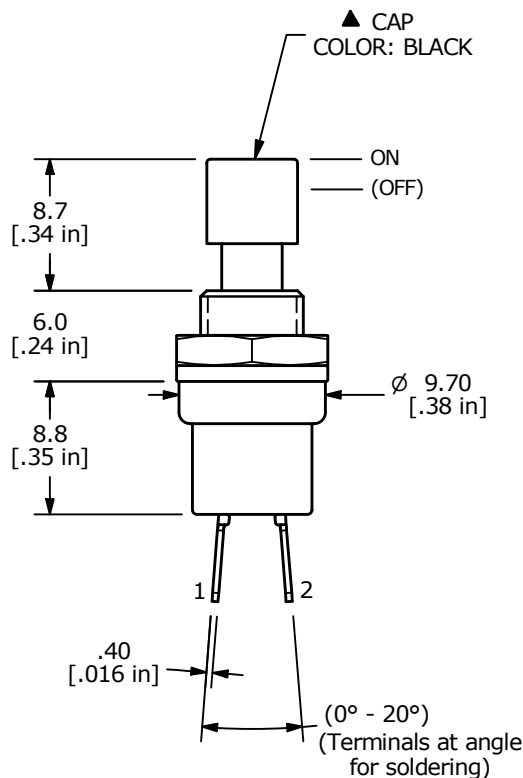


PANEL MOUNTING



▲ **CIRCUIT: SPST**  
(OFF) / ON  
( ) = MOMENTARY



- NOTE:
1. ALL DIMENSIONS IN MM [INCH]
  2. GENERAL TOLERANCE: X.X =  $\pm 0.4$   
X.XX =  $\pm 0.25$
  3. TERMINAL NUMBERS FOR REF ONLY
  4. CCT RATING: 3A @125VAC, 1.5A @250VAC
  5. CONTACT RESONTAISTANCE: 50m $\Omega$  MAX. (INITIAL)
  6. INSULATION RESISTANCE: 100M $\Omega$  MIN. @ 500VDC
  7. DIELECTRIC STRENGTH: 1,000VAC FOR 1 MINUTE.
  8. OPERATING TEMP: -20°C to 65°C
  9. ▲ DENOTES CRITICAL PARAMETER.
  10. HARDWARE INCLUDED: HEX NUT and LOCK WASHER



C	24651	print update	12/15/20	MW
B	24513	updated and redrawn	10/7/20	MW
REV	PCR NO	DESCRIPTION	DATE	BY

TITLE PS1024BABLK ((OFF)/ON, 6mm Black Cap)				
SCALE	DATE	DR	DWG	REV
2:1	10/7/1996	MW	F010243	C

THE INFORMATION CONTAINED IN THIS DOCUMENT IS PROPRIETARY TO E-SWITCH AND IS NOT TO BE COPIED OR TRANSFERRED