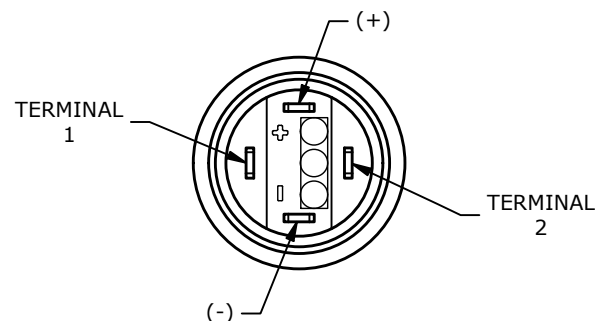
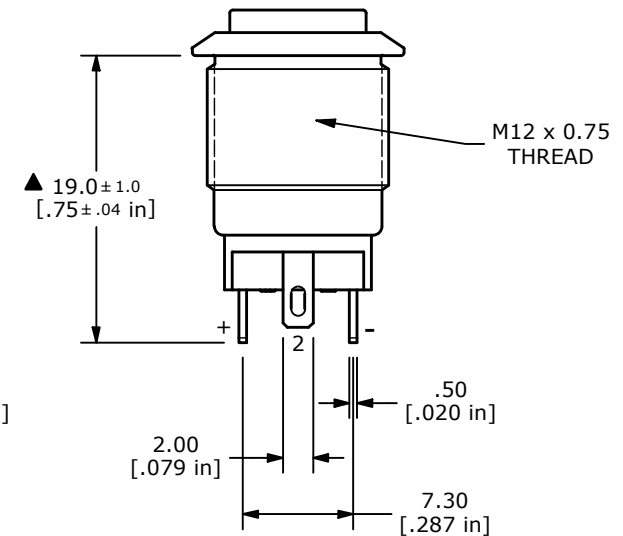
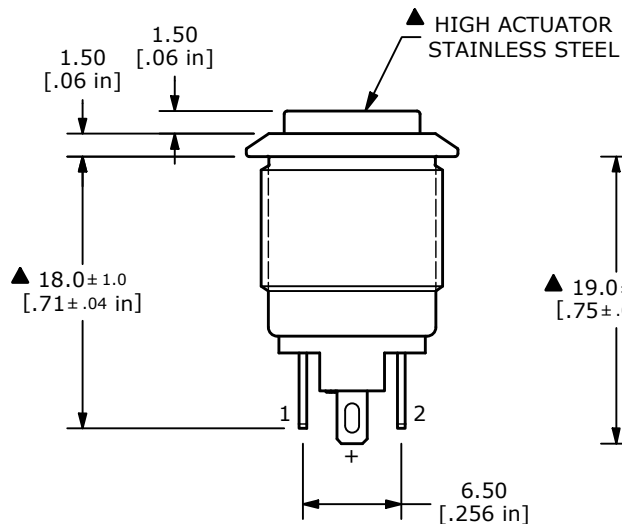
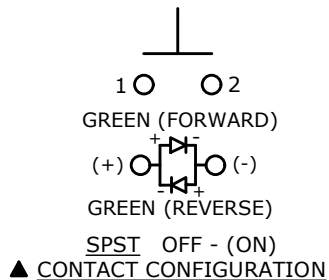


▲ SWITCH FUNCTION

POS. 1	POS. 2
OFF	(ON)
OPEN	1-2

(ON) = MOMENTARY



NOTE:

1. ALL DIMENSIONS IN MM [INCH]
2. GENERAL TOLERANCE: X.X = ± 0.4
X.XX = ± 0.25
3. TERMINAL NUMBERS FOR REF. ONLY
4. RATING: 2A @ 36VDC
5. CONTACT RESISTANCE: 50mΩ MAX.
6. INSULATION RESISTANCE: 100MΩ @ 500VDC
7. DIELECTRIC STRENGTH: 1,500V, RMS 50Hz, 1 MINUTE
8. ELECTRICAL LIFE: 200,000 CYCLES
9. CONTACT MATERIAL: SILVER
10. OPERATING TEMPERATURE: -40°C to 85°C
11. INGRESS PROTECTION: IP67
12. LED VOLTAGE: BASE VOLTAGE 2.8V TYP.
13. ▲ DENOTES CRITICAL PARAMETER
14. ▲ HARDWARE INCLUDED: HEX NUT AND O-RING (NOT SHOWN)

REV	ECO NO	DESCRIPTION	DATE	BY	E-SWITCH®				OBJECT ID
G	ECO-102720	update print	05/06/24	MW	TITLE PV0H240SS-231				000002297
THE INFORMATION CONTAINED IN THIS DOCUMENT IS PROPRIETARY TO E-SWITCH AND IS NOT TO BE COPIED OR TRANSFERRED					SCALE	DATE	DR	DWG	REV
					2:1	2/18/2016	RC	52-PV0H240SS231	G