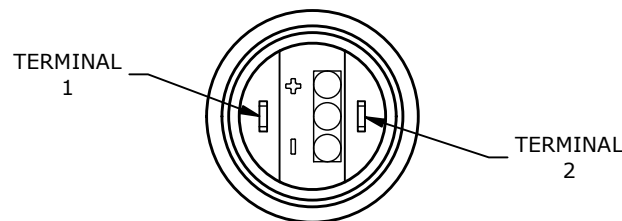
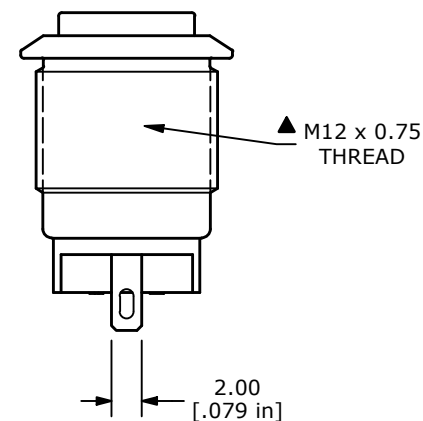
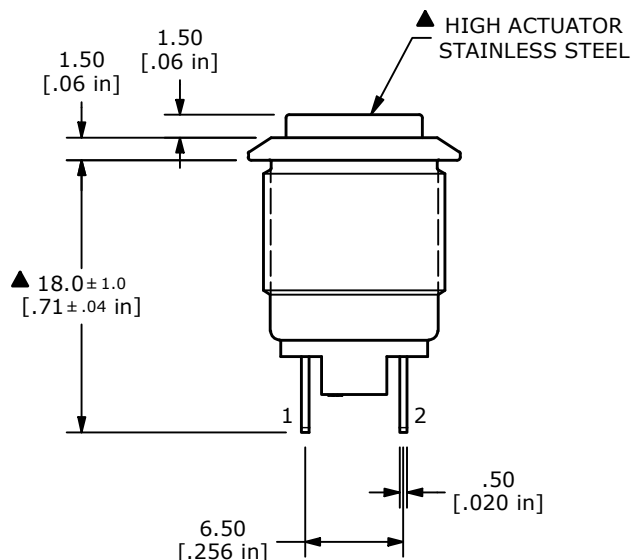
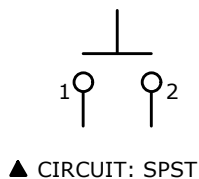


▲ SWITCH FUNCTION

POS. 1	POS. 2
OFF	(ON)
OPEN	1-2

(ON) = MOMENTARY



- NOTE:
1. ALL DIMENSIONS IN MM [INCH]
 2. GENERAL TOLERANCE: X.X = ± 0.4
X.XX = ± 0.25
 3. TERMINAL NUMBERS FOR REF. ONLY
 4. RATING: 2A @ 36VDC
 5. CONTACT RESISTANCE: 50mΩ MAX.
 6. INSULATION RESISTANCE: 100MΩ @ 500VDC
 7. DIELECTRIC STRENGTH: 1,500V, RMS 50Hz, 1 MINUTE
 8. ELECTRICAL LIFE: 200,000 CYCLES
 9. CONTACT MATERIAL: SILVER
 10. OPERATING TEMPERATURE: -40°C to 85°C
 11. INGRESS PROTECTION: IP67
 12. LED VOLTAGE: NON-ILLUMINATED
 13. ▲ DENOTES CRITICAL PARAMETER
 14. ▲ HARDWARE INCLUDED: HEX NUT AND O-RING (NOT SHOWN)

REV	ECO NO	DESCRIPTION	DATE	BY	E-SWITCH®				OBJECT ID
F	ECO-102720	print update	05/16/24	MW					000002294
					TITLE PV0H240SS				
					SCALE 2:1	DATE 2/18/2016	DR RC	DWG 52-PV0H240SS	REV F

THE INFORMATION CONTAINED IN THIS DOCUMENT IS PROPRIETARY TO E-SWITCH AND IS NOT TO BE COPIED OR TRANSFERRED