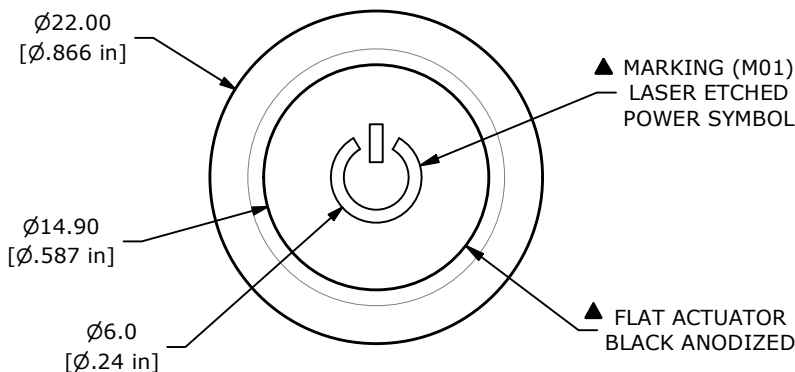


PANEL MOUNTING
 MAX. PANEL THICKNESS 8.0mm

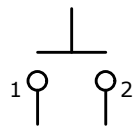


▲ MARKING (M01)
 LASER ETCHED
 POWER SYMBOL

▲ FLAT ACTUATOR
 BLACK ANODIZED

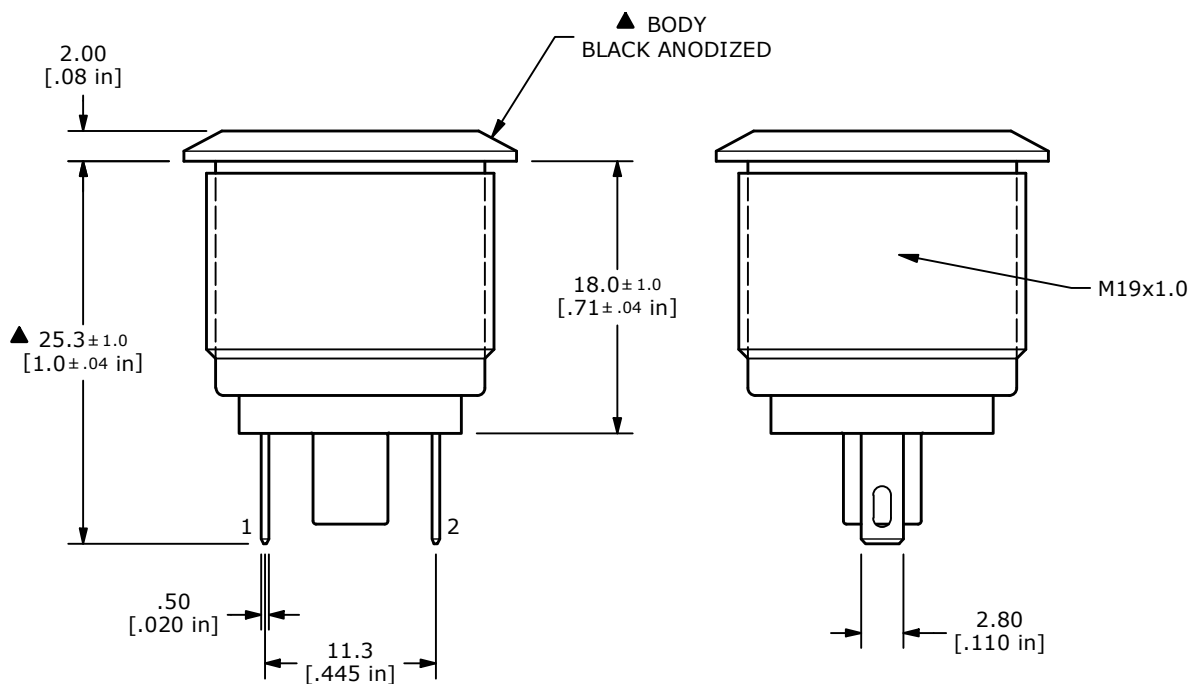


SWITCH FUNCTION	
POS. 1	POS. 2
OFF	(ON)
OPEN	1-2



▲ CIRCUIT: SPST

(ON) = MOMENTARY



NOTE:

1. ALL DIMENSIONS IN MM [INCH]
2. GENERAL TOLERANCE: X.X = ± 0.4
 X.XX = ± 0.25
3. TERMINAL NOS. FOR REF. ONLY
- ▲ 4. RATING: 2A @ 36VDC
5. CONTACT RESISTANCE: 50mΩ MAX. @ 1A 12VDC
6. INSULATION RESISTANCE: 1,000MΩ @ 500VDC
7. DIELECTRIC STRENGTH: 2,000VAC MIN. FOR 1 MINUTE
8. ELECTRICAL LIFE: 200,000 CYCLES
- ▲ 9. CONTACT MATERIAL: SILVER PLATED
10. OPERATING TEMPERATURE: -20°C to 55°C
11. INGRESS PROTECTION: IP65
12. ▲ DENOTES CRITICAL PARAMETER
- ▲ 13. HARDWARE INCLUDED: HEX NUT and O-RING (NOT SHOWN)

REV	ECO NO	DESCRIPTION	DATE	BY	E-SWITCH®			OBJECT ID	
A	ECO-102657	Release	04/11/24	MW				100127223	
					TITLE PV1F24011-M01				
					SCALE	DATE	DR	DWG	REV
					2:1	4/9/2024	MW	52-PV1F24011M01	A

THE INFORMATION CONTAINED IN THIS DOCUMENT IS PROPRIETARY TO E-SWITCH AND IS NOT TO BE COPIED OR TRANSFERRED