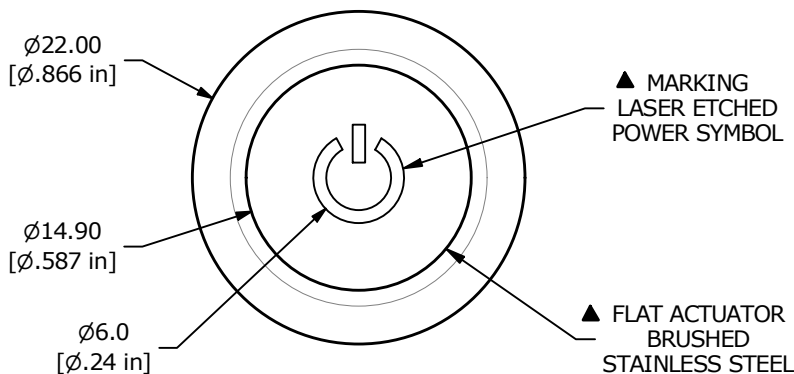



PANEL MOUNTING  
 MAX. PANEL THICKNESS 8.0mm

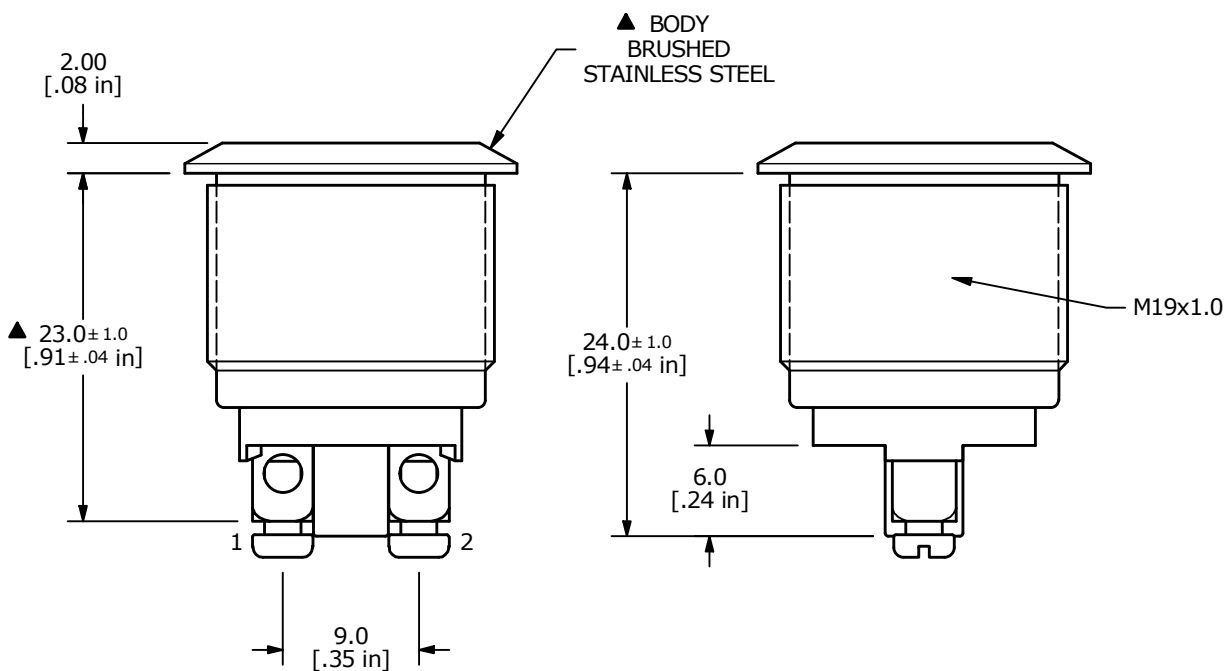


SWITCH FUNCTION	
POS. 1	POS. 2
OFF	(ON)
OPEN	1-2

(ON) = MOMENTARY



▲ CIRCUIT: SPST



NOTE:

1. ALL DIMENSIONS IN MM [INCH]
2. GENERAL TOLERANCE: X.X = ± 0.4  
 X.XX = ± 0.25
3. TERMINAL NOS. FOR REF. ONLY
- ▲ 4. RATING: 2A @ 36VDC
5. CONTACT RESISTANCE: 50mΩ MAX. @ 1A 12VDC
6. INSULATION RESISTANCE: 1,000MΩ @ 500VDC
7. DIELECTRIC STRENGTH: 2,000VAC MIN. FOR 1 MINUTE
8. ELECTRICAL LIFE: 200,000 CYCLES
- ▲ 9. CONTACT MATERIAL: GOLD PLATED
10. OPERATING TEMPERATURE: -20°C to 55°C
11. INGRESS PROTECTION: IP65
12. ▲ DENOTES CRITICAL PARAMETER
- ▲ 13. HARDWARE INCLUDED: HEX NUT AND O-RING (NOT SHOWN)

REV	ECO NO	DESCRIPTION	DATE	BY					OBJECT ID
A	ECO-100271	Release	08/20/21	MW	TITLE PV1F640BBG-M01				100118068
<small>THE INFORMATION CONTAINED IN THIS DOCUMENT IS PROPRIETARY TO E-SWITCH AND IS NOT TO BE COPIED OR TRANSFERRED</small>					SCALE	DATE	DR	DWG	REV
					2:1	8/19/2021	MW	52-PV1F640BBGM01	A