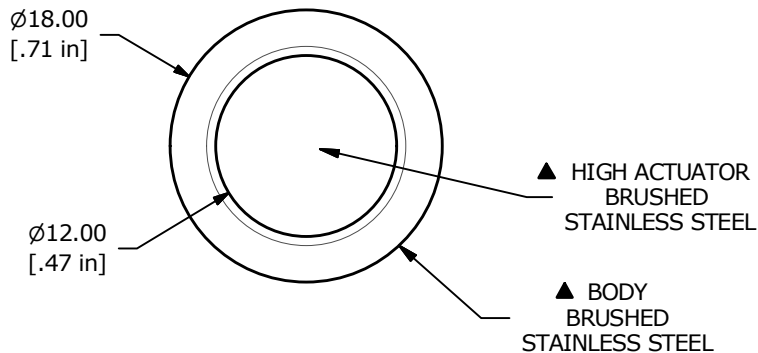
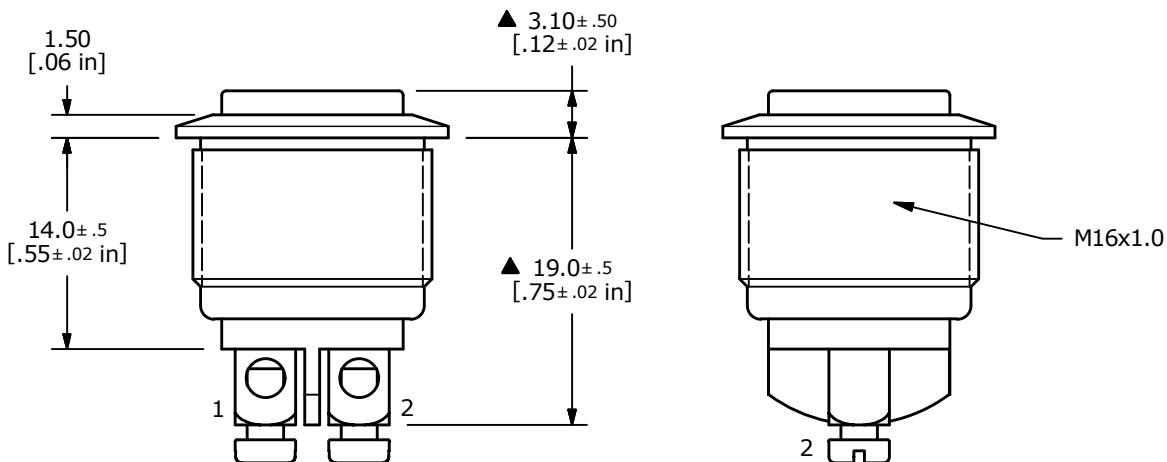
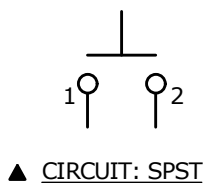


PANEL CUTOUT
MAX. PANEL THICKNESS 6.0mm



SWITCH FUNCTION	
POS. 1	POS. 2
OFF	(ON)
OPEN	1-2

(ON) = MOMENTARY



- NOTE:
1. ALL DIMENSIONS IN MM [INCH]
 2. GENERAL TOLERANCE: X.X = ±0.4
X.XX = ±0.25
 3. TERMINAL NUMBERS FOR REF ONLY
 - ▲ 4. CONTACT MATERIAL: GOLD
 5. RATING: 2A 48VDC
 6. TRAVEL: 1.5 ± 0.2mm
 7. ELECTRIC LIFE: 200,000 MAKE-AND-BREAK CYCLES
 8. INSULATION RESISTANCE: 1,000 MΩ MIN.
 9. DIELECTRIC STRENGTH: 2,000 VAC MIN. FOR 1 MINUTE
 10. CONTACT RESISTANCE: 50mΩ MAX. @ 1A 12VDC
 11. OPERATING TEMP.: -20°C to 55°C
 12. ▲ DENOTES CRITICAL PARAMETER.
 13. INGRESS PROTECTION: IP65
 - ▲ 14. HARDWARE SUPPLIED: O-RING AND HEXNUT



A	23687	RELEASE FOR PRODUCTION	11/30/18	MW
REV	PCR NO	DESCRIPTION	DATE	BY

TITLE PV2H640BBG				
SCALE	DATE	DR	DWG	REV
2:1	11/30/2018	MW	52-PV2H640BBG	A

THE INFORMATION CONTAINED IN THIS DOCUMENT IS PROPRIETARY TO E-SWITCH AND IS NOT TO BE COPIED OR TRANSFERRED