

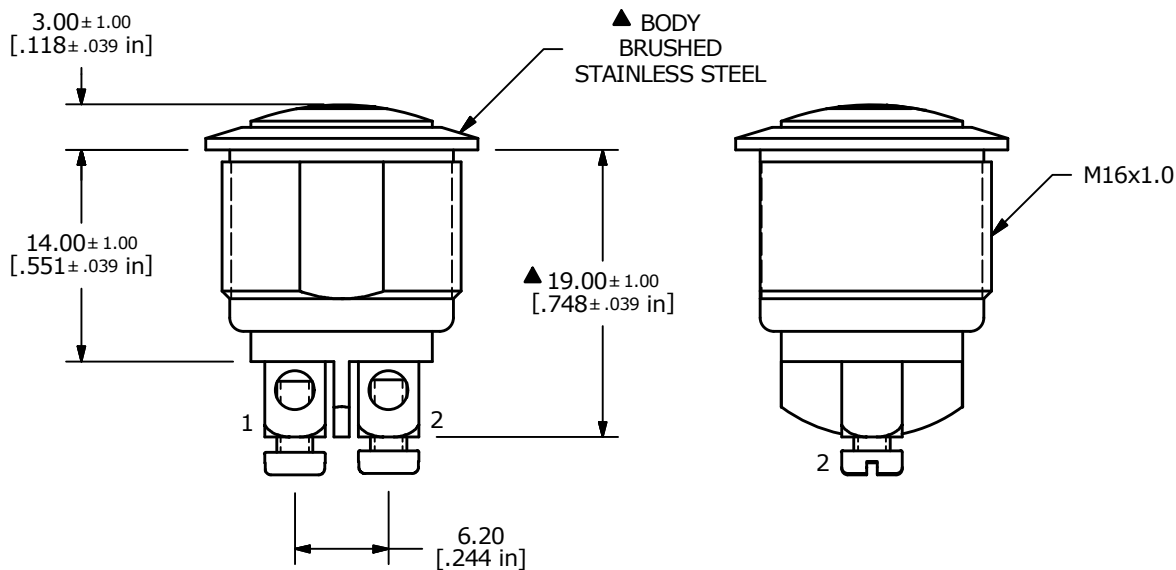
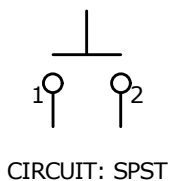
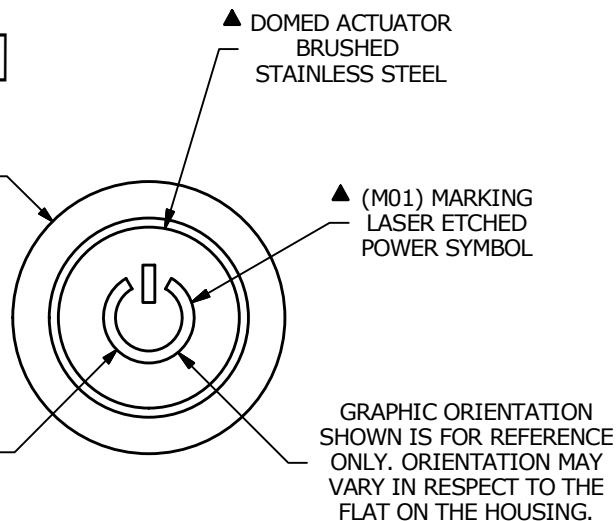
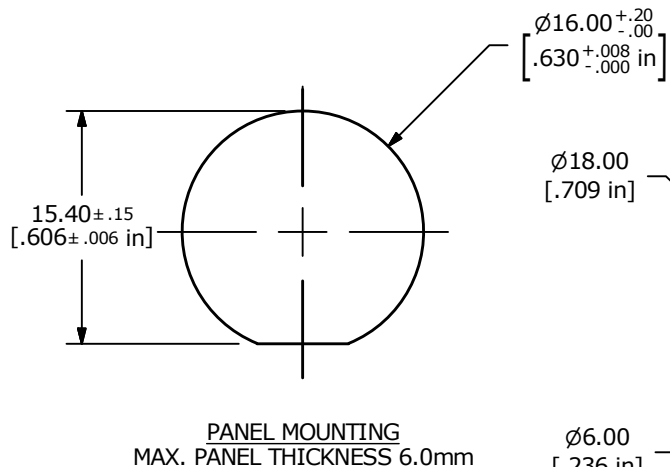


SWITCH FUNCTION	
POS. 1	POS. 2
	
OFF	(ON)
OPEN	1-2

(ON) = MOMENTARY



- NOTE:
1. ALL DIMENSIONS IN MM [INCH]
 2. GENERAL TOLERANCE: X.X±0.4
X.XX±0.25
 3. TERMINAL NUMBERS FOR REF ONLY
 4. CONTACT MATERIAL: SILVER
 5. RATING: 2A @ 48VDC
 - ▲ 6: TRAVEL: 1.5 ± 0.2mm
 7. ELECTRIC LIFE: 200,000 MAKE-AND-BREAK CYCLES
 8. INSULATION RESISTANCE: 1,000 MΩ MIN.
 9. DIELECTRIC STRENGTH: 2,000 VAC MIN. FOR 1 MINUTE
 10. CONTACT RESISTANCE: 50mΩ MAX. @ 1A 12VDC
 11. OPERATING TEMP.: -20°C to 55°C
 12. ▲ DENOTES CRITICAL PARAMETER.
 13. INGRESS PROTECTION: IP65
 - ▲ 14. HARDWARE SUPPLIED: O-RING AND HEXNUT



REV	PCR NO	DESCRIPTION	DATE	BY
C	23594	UPDATED RATING TO 2A @ 48VDC	10/8/18	MJR
B	22600	ADDED FLAT TO HOUSING	11/18/16	MJR

TITLE PV2S640BB-M01				
SCALE 2:1	DATE 8/25/2016	DR MJR	DWG 52-PV2S640BBM01	REV C

THE INFORMATION CONTAINED IN THIS DOCUMENT IS PROPRIETARY TO E-SWITCH AND IS NOT TO BE COPIED OR TRANSFERRED