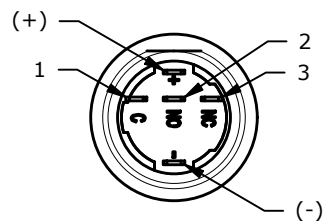
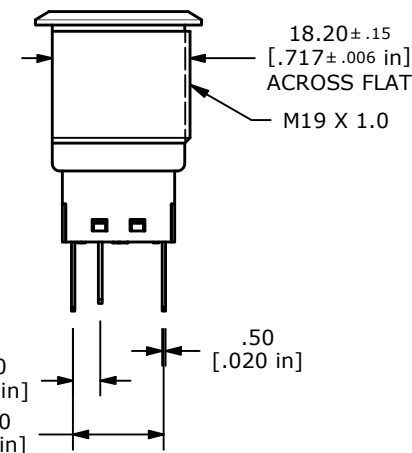
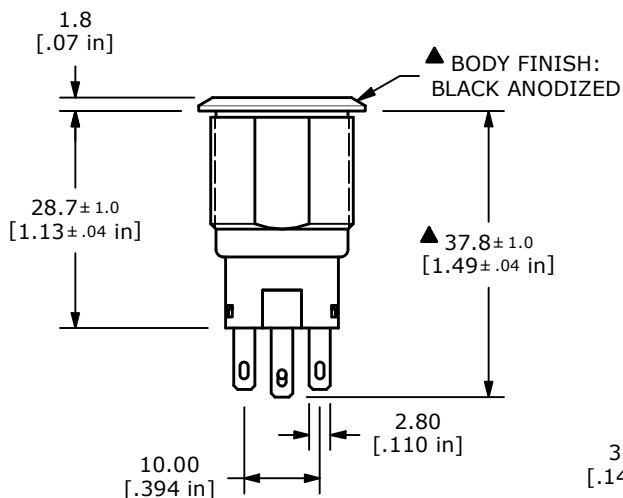
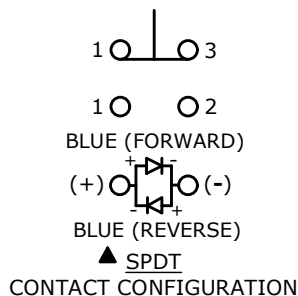


SWITCH FUNCTION	
POS. 1	POS. 2
ON	ON
1-3	1-2



- NOTE:
- ALL DIMENSIONS IN MM [INCH]
 - GENERAL TOLERANCE: X.X = ±0.4
X.XX = ±0.25
 - TERMINAL NUMBERS FOR REF ONLY
 - CONTACT MATERIAL: SILVER
 - RATING: 2A 24VDC
 - ELECTRIC LIFE: 50,000 MAKE-AND-BREAK CYCLES AT FULL LOAD.
 - INSULATION RESISTANCE: 1,000 MΩ MIN.
 - DIELECTRIC STRENGTH: 2,000 VAC MIN. FOR 1 MINUTE
 - CONTACT RESISTANCE: 50mΩ MAX. @ 1A 12VDC
 - OPERATING TEMP.: -40°C TO 85°C
 - TRAVEL: 2.8 [.11 in]
 - ▲ DENOTES CRITICAL PARAMETER
 - INGRESS PROTECTION: IP67
 - HARDWARE SUPPLIED: O-RING AND HEXNUT
 - ILLUMINATION VOLTAGE: 2.8V

REV	ECO NO	DESCRIPTION	DATE	BY
C	ECO-103865	PV4 SERIES UPDATE	01/14/26	MR



OBJECT ID
000002568

TITLE PV4F230SS-341-M01				
SCALE 1:1	DATE 7/26/2016	DR MW	DWG 52-PV4F230SS341M01	REV C