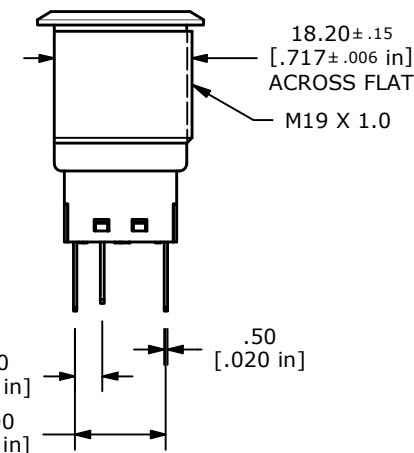
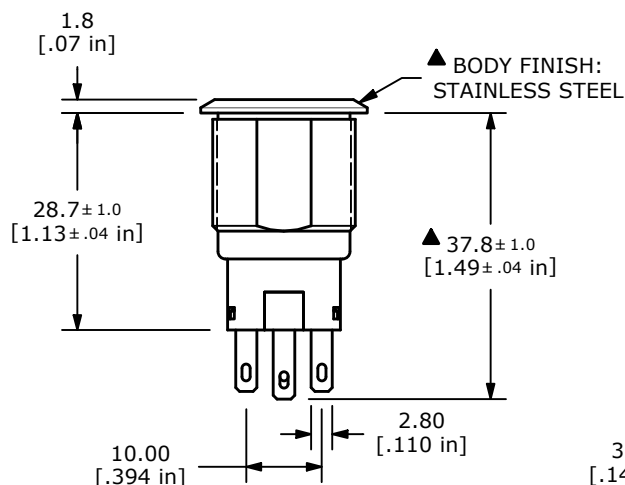
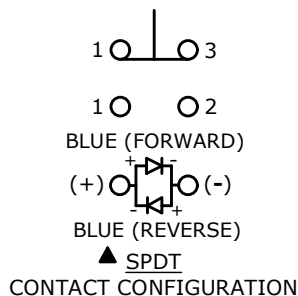
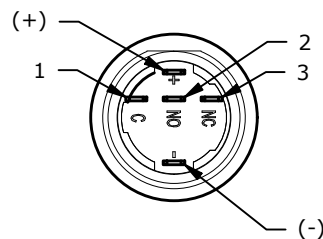


SWITCH FUNCTION	
POS. 1	POS. 2
ON	(ON)
1-3	1-2

(ON) = MOMENTARY



- NOTE:
- ALL DIMENSIONS IN MM [INCH]
  - GENERAL TOLERANCE: X.X = ±0.4  
X.XX = ±0.25
  - TERMINAL NUMBERS FOR REF ONLY
  - CONTACT MATERIAL: SILVER
  - RATING: 2A 24VDC
  - ELECTRIC LIFE: 50,000 MAKE-AND-BREAK CYCLES AT FULL LOAD.
  - INSULATION RESISTANCE: 1,000 MΩ MIN.
  - DIELECTRIC STRENGTH: 2,000 VAC MIN. FOR 1 MINUTE
  - CONTACT RESISTANCE: 50mΩ MAX. @ 1A 12VDC
  - OPERATING TEMP.: -40°C TO 85°C
  - TRAVEL: 2.8 [.11 in]
  - ▲ DENOTES CRITICAL PARAMETER
  - INGRESS PROTECTION: IP67
  - HARDWARE SUPPLIED: O-RING AND HEXNUT
  - ILLUMINATION VOLTAGE: 2.8V



REV	ECO NO	DESCRIPTION	DATE	BY
B	ECO-103866	PV4 SERIES UPDATE	01/14/26	MR



OBJECT ID  
100121529

TITLE PV4F2B0SS-341-M01				
SCALE 1:1	DATE 3/15/2022	DR MW	DWG 52-PV4F2B0SS341M01	REV B