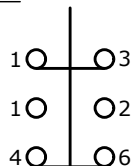
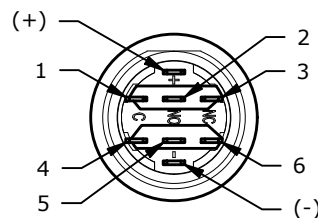
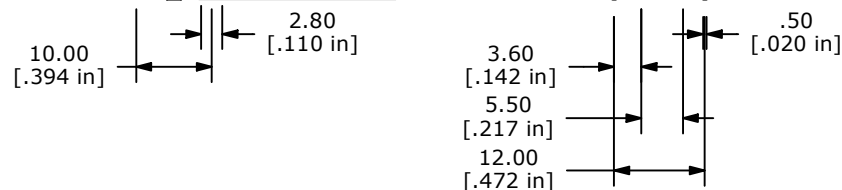
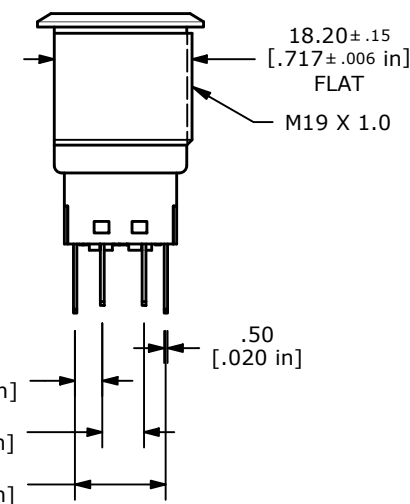
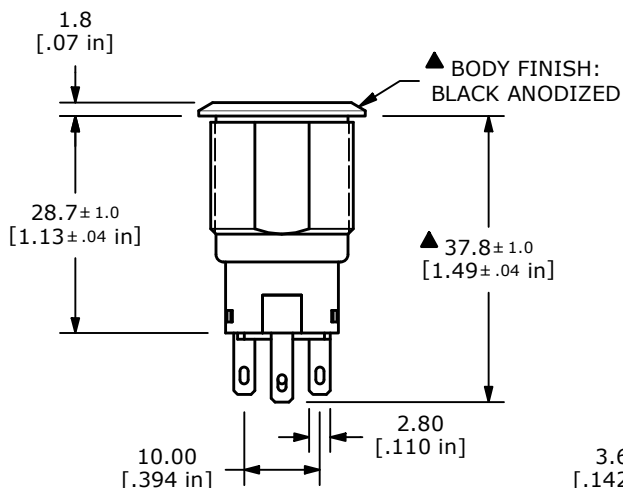
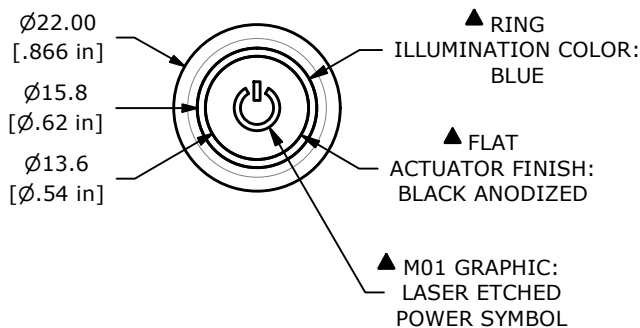
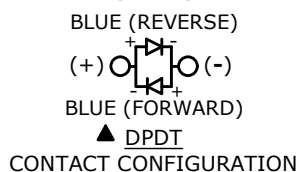


RECOMMENDED PANEL CUTOUT  
MAX. PANEL THICKNESS  
11.0 [.43 in]



SWITCH FUNCTION	
POS. 1	POS. 2
ON	(ON)
1-3, 4-6	1-2, 4-5

(ON) = MOMENTARY



- NOTE:
- ALL DIMENSIONS IN MM [INCH]
  - GENERAL TOLERANCE: X.X = ±0.4  
X.XX = ±0.25
  - TERMINAL NUMBERS FOR REF ONLY
  - CONTACT MATERIAL: GOLD
  - RATING: 2A 24VDC
  - ELECTRIC LIFE: 50,000 MAKE-AND-BREAK CYCLES AT FULL LOAD.
  - INSULATION RESISTANCE: 1,000 MΩ MIN.
  - DIELECTRIC STRENGTH: 2,000 VAC MIN. FOR 1 MINUTE
  - CONTACT RESISTANCE: 50mΩ MAX. @ 1A 12VDC
  - OPERATING TEMP.: -40°C TO 85°C
  - TRAVEL: 2.8 [.11 in]
  - ▲ DENOTES CRITICAL PARAMETER
  - INGRESS PROTECTION: IP67
  - HARDWARE SUPPLIED: O-RING AND HEXNUT
  - ILLUMINATION VOLTAGE: 2.8V

REV	ECO NO	DESCRIPTION	DATE	BY	E-SWITCH®				OBJECT ID
C	ECO-103867	PV4 SERIES UPDATE	01/14/26	MR					000002776
					TITLE PV4F2H011G-341-M01				
					SCALE	DATE	DR	DWG	REV
					1:1	8/25/2015	MW	52-PV4S00246	C