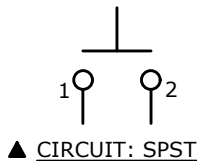


RECOMMENDED PANEL CUTOUT  
MAX. PANEL THICKNESS 4mm

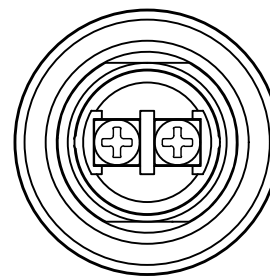
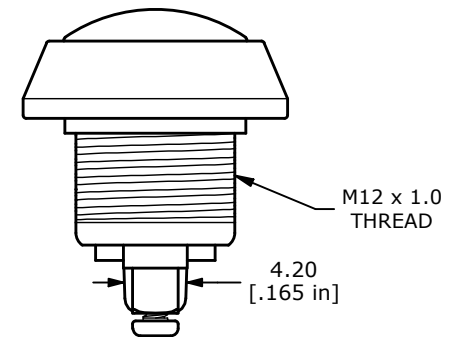
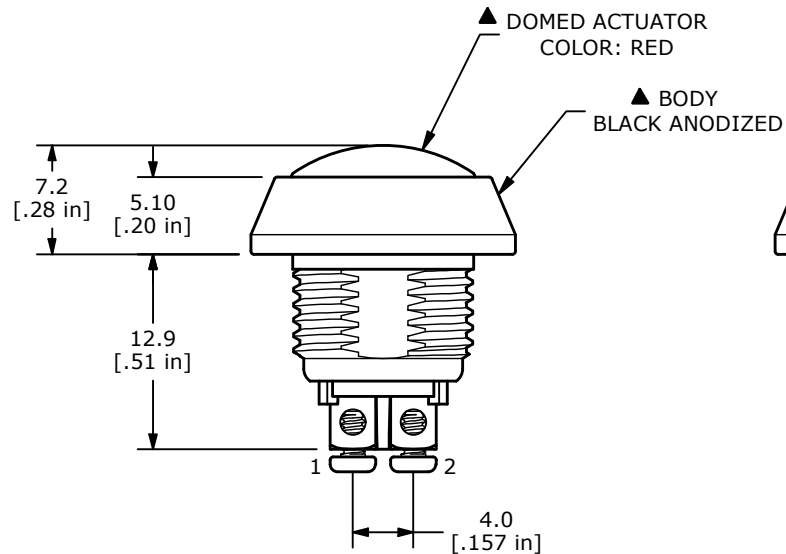
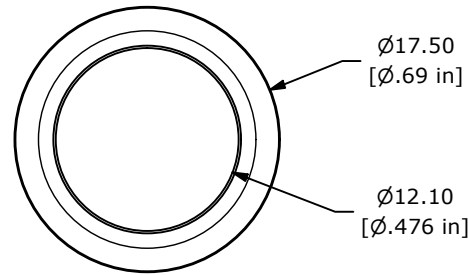
SWITCH FUNCTION	
POS. 1	POS. 2
OFF	(ON)
OPEN	1-2

(ON) = MOMENTARY



## NOTE:

1. ALL DIMENSIONS IN MM [INCH]
2. GENERAL TOLERANCE: X.X =  $\pm 0.4$   
X.XX =  $\pm 0.25$
3. TERMINAL NUMBERS FOR REF ONLY
- ▲ 4. CONTACT MATERIAL: GOLD PLATED
5. RATING: 2A @ 36VDC
6. ELECTRICAL LIFE: 200,000 CYCLES
7. CONTACT RESISTANCE: 50 m $\Omega$  MAX. @ 1A 12VDC (INITIAL)
8. INSULATION RESISTANCE: 1,000 M $\Omega$  MIN. @ 500VDC
9. DIELECTRIC STRENGTH: 2,000 VAC rms.
10. OPERATING TEMPERATURE: -40°C to +85°C
11. PANEL THICKNESS MAX: 4.0mm
12. INGRESS PROTECTION: IP65
13. ▲ DENOTES CRITICAL PARAMETER.
- ▲ 14. HARDWARE INCLUDED: O-RING and HEXNUT (NOT SHOWN)



REV	ECO NO	DESCRIPTION	DATE	BY	E-SWITCH®				OBJECT ID
C	ECO-103080	print update	11/12/24	MW	TITLE PV5S64019G				000002814
					SCALE 2:1	DATE 1/25/2011	DR CAB	DWG 52-PV5S64019G	REV C

THE INFORMATION CONTAINED IN THIS DOCUMENT IS PROPRIETARY TO E-SWITCH AND IS NOT TO BE COPIED OR TRANSFERRED