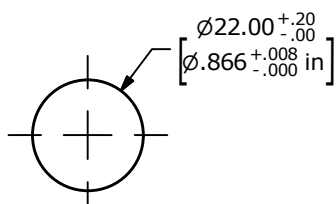
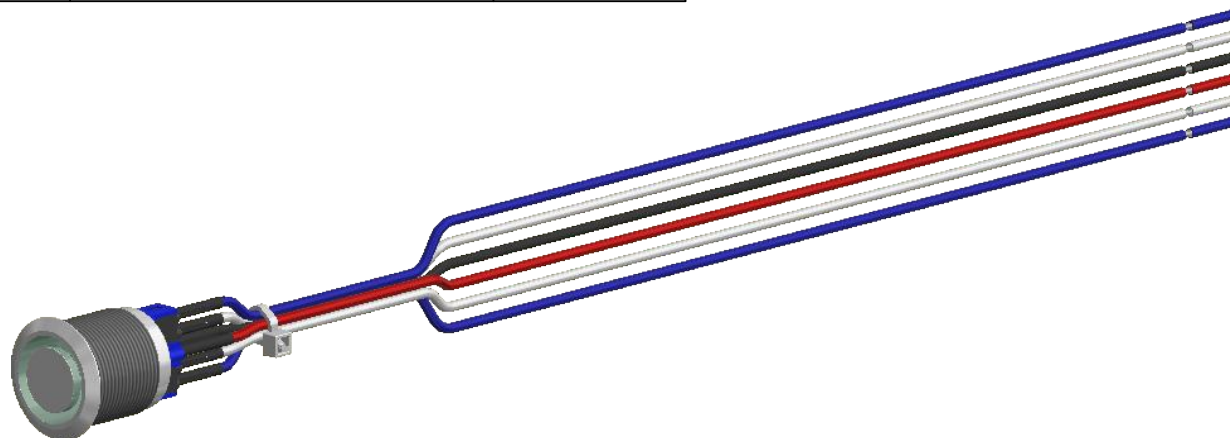


SCHEMATIC  
OFF - ON / ON - OFF  
SPDT ILLUMINATED

SWITCH	WIRE	LENGTH
SW1-1	WIRE, 24AWG AWM UL1015, WHITE	300.0 [11.8 in]
SW1-2	WIRE, 24AWG AWM UL1015, WHITE	300.0 [11.8 in]
SW1-3	WIRE, 24AWG AWM UL1015, BLUE	300.0 [11.8 in]
SW1-4	WIRE, 24AWG AWM UL1015, BLUE	300.0 [11.8 in]
SW1- (+)	WIRE, 24AWG AWM UL1015, RED	300.0 [11.8 in]
SW1- (-)	WIRE, 24AWG AWM UL1015, BLACK	300.0 [11.8 in]

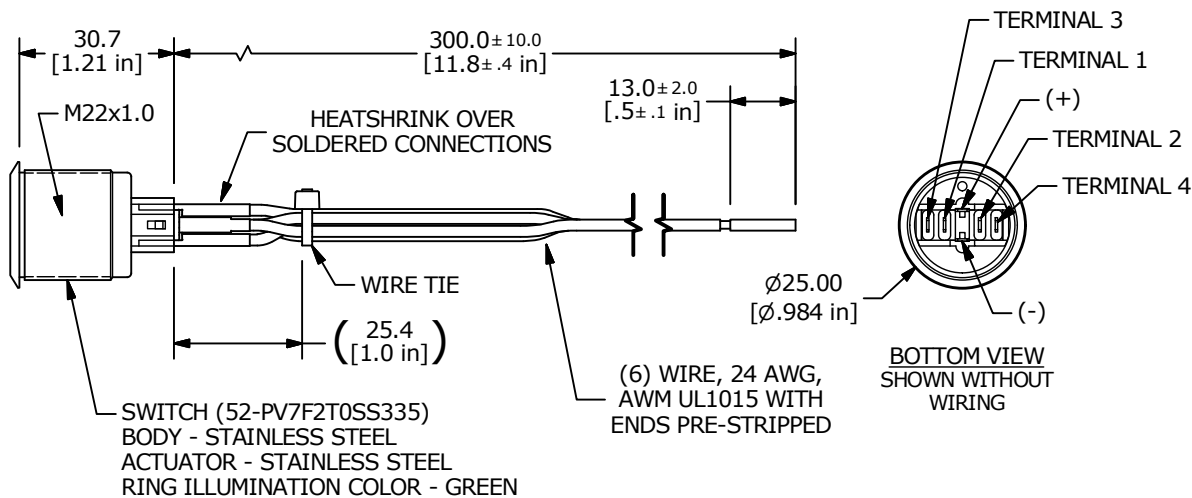


RECOMMENDED PANEL CUTOUT  
MAX. PANEL THICKNESS 12.0 [.47 in]



NOTES:

1. DIMENSIONS IN MM [INCH]
2. ALL MATERIAL SHALL BE ROHS COMPLIANT
3. TERMINAL NUMBERS FOR REF. ONLY
4. CONTACT MATERIAL: SILVER
5. RATING: 2A 48VDC
- ▲ 6. LAMP VOLTAGE: 24V
7. INGRESS PROTECTION: IP65
8. TRAVEL: 2.2mm
9. ACTUATION FORCE: 4N
10. OPERATING TEMP.: -20°C to 55°C
11. INSULATION RESISTANCE: 1,000 MΩ MIN.
12. CONTACT RESISTANCE: 50mΩ MAX. @ 1A 12VDC
13. DIELECTRIC STRENGTH: 2,000 VAC MIN. FOR 1 MINUTE
14. ELECTRIC LIFE: 50,000 CYCLES.
15. ▲ DENOTES CRITICAL PARAMETER.
- ▲ 16. SUPPLIED HARDWARE: O-RING AND HEXNUT
17. USE PART NUMBERS DESIGNATED OR ENGINEERING APPROVED EQUIVALENTS.



TITLE PV7FWT0SS-335				
SCALE	DATE	DR	DWG	REV
2:3	9/26/2019	MW	52-PV7FWT0SS335	A