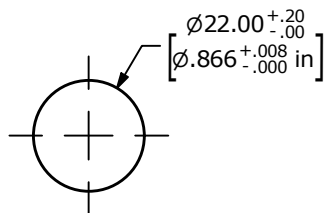
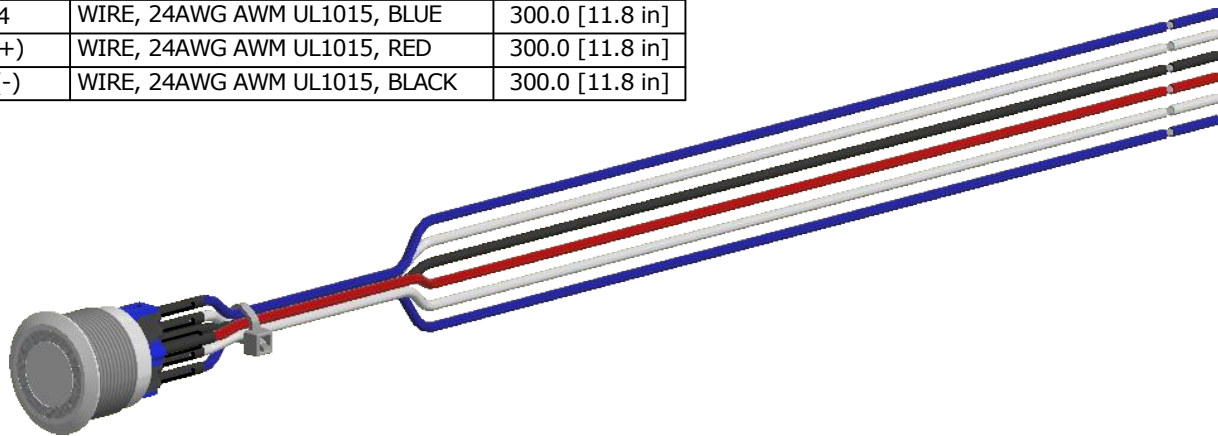


SWITCH	WIRE	LENGTH
SW1-1	WIRE, 24AWG AWM UL1015, WHITE	300.0 [11.8 in]
SW1-2	WIRE, 24AWG AWM UL1015, WHITE	300.0 [11.8 in]
SW1-3	WIRE, 24AWG AWM UL1015, BLUE	300.0 [11.8 in]
SW1-4	WIRE, 24AWG AWM UL1015, BLUE	300.0 [11.8 in]
SW1- (+)	WIRE, 24AWG AWM UL1015, RED	300.0 [11.8 in]
SW1- (-)	WIRE, 24AWG AWM UL1015, BLACK	300.0 [11.8 in]

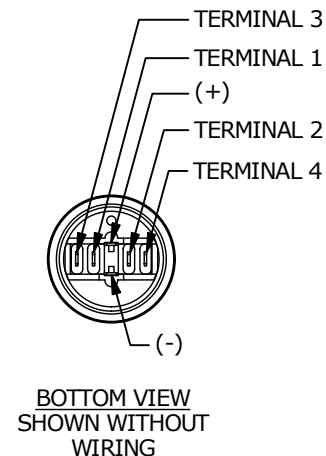
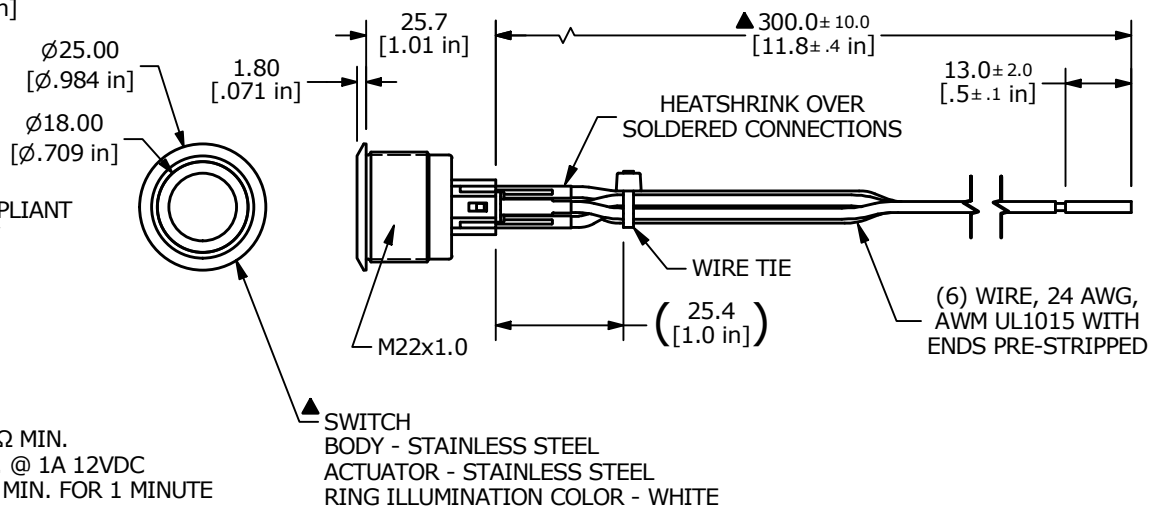
SCHEMATIC
 OFF - (ON) / ON - (OFF) - SPDT ILLUMINATED
 () DENOTES MOMENTARY FUNCTION



RECOMMENDED PANEL CUTOUT
 MAX. PANEL THICKNESS 8.0 [.31 in]



- NOTES:**
1. DIMENSIONS IN MM [INCH]
 2. ALL MATERIAL SHALL BE ROHS COMPLIANT
 3. TERMINAL NUMBERS FOR REF. ONLY
 4. CONTACT MATERIAL: SILVER
 5. RATING: 2A 48VDC
 - ▲ 6. LAMP VOLTAGE: 24V
 7. INGRESS PROTECTION: IP65
 8. TRAVEL: 2.2mm
 9. ACTUATION FORCE: 4N
 10. OPERATING TEMP.: -20°C to 55°C
 11. INSULATION RESISTANCE: 1,000 MΩ MIN.
 12. CONTACT RESISTANCE: 50mΩ MAX. @ 1A 12VDC
 13. DIELECTRIC STRENGTH: 2,000 VAC MIN. FOR 1 MINUTE
 14. ELECTRIC LIFE: 50,000 CYCLES.
 15. ▲ DENOTES CRITICAL PARAMETER.
 - ▲ 16. SUPPLIED HARDWARE: O-RING AND HEXNUT
 17. USE P/N'S DESIGNATED OR ENGINEERING APPROVED EQUIVALENTS.



REV	ECO NO	DESCRIPTION	DATE	BY
A	ECO-101622	RELEASE	02/03/23	JS



OBJECT ID
100123574

TITLE PV7FWY0SS-305

SCALE 2:3	DATE 1/31/2023	DR JS	DWG 52-PV7FWY0SS305	REV A
--------------	-------------------	----------	------------------------	----------