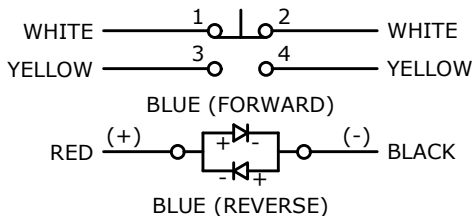
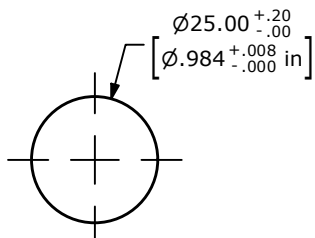


SWITCH	WIRE	LENGTH
SW1-1	WIRE, 24AWG AWM UL1015, WHITE	300.0 [11.8 in]
SW1-2	WIRE, 24AWG AWM UL1015, WHITE	300.0 [11.8 in]
SW1-3	WIRE, 24AWG AWM UL1015, YELLOW	300.0 [11.8 in]
SW1-4	WIRE, 24AWG AWM UL1015, YELLOW	300.0 [11.8 in]
SW1- (+)	WIRE, 24AWG AWM UL1015, RED	300.0 [11.8 in]
SW1- (-)	WIRE, 24AWG AWM UL1015, BLACK	300.0 [11.8 in]



SCHEMATIC

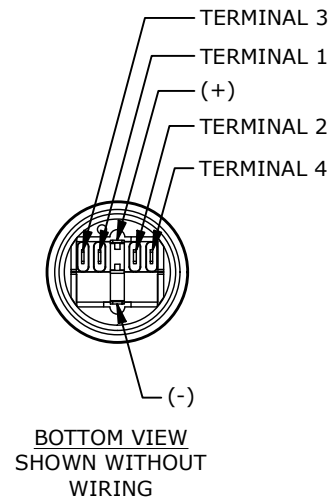
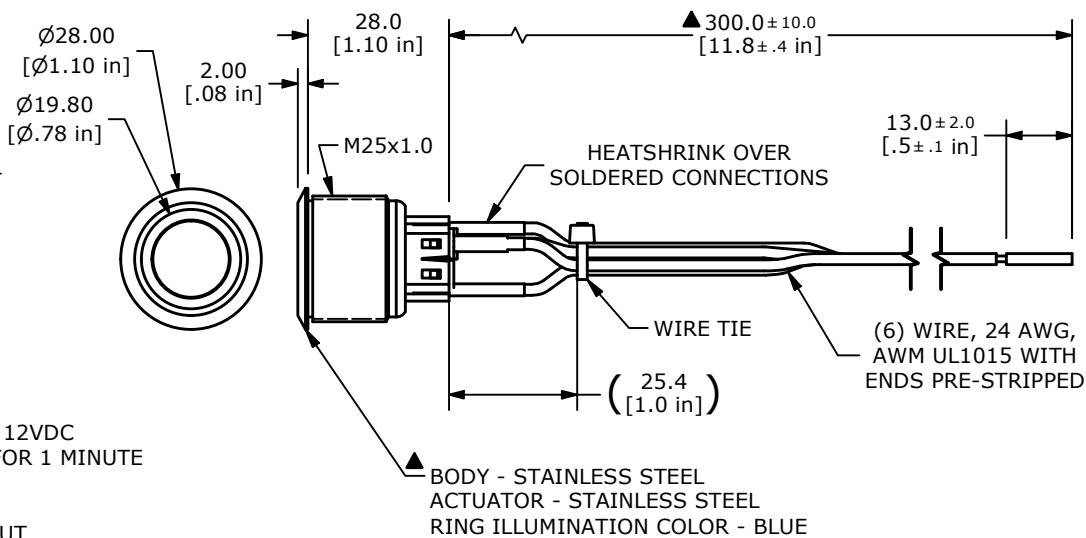
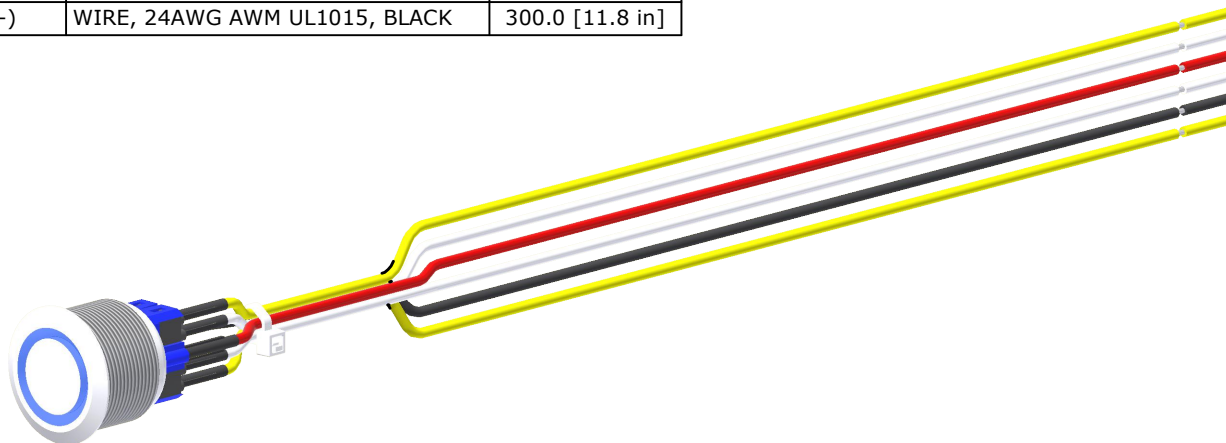
OFF - (ON) / ON - (OFF) - SPDT ILLUMINATED
 () DENOTES MOMENTARY FUNCTION



RECOMMENDED PANEL CUTOUT
 MAX. PANEL THICKNESS 10.0 [.39 in]

NOTES:

1. DIMENSIONS IN MM [INCH]
2. ALL MATERIAL SHALL BE ROHS COMPLIANT
3. TERMINAL NUMBERS FOR REF. ONLY
4. CONTACT MATERIAL: SILVER
5. RATING: 2A 48VDC
- ▲ 6. LAMP VOLTAGE: 24V
7. INGRESS PROTECTION: IP65
8. TRAVEL: 2.8mm
9. ACTUATION FORCE: 6.5N
10. OPERATING TEMP.: -35°C to 85°C
11. INSULATION RESISTANCE: 1,000 MΩ MIN.
12. CONTACT RESISTANCE: 50mΩ MAX. @ 1A 12VDC
13. DIELECTRIC STRENGTH: 2,000 VAC MIN. FOR 1 MINUTE
14. ELECTRIC LIFE: 50,000 CYCLES.
15. ▲ DENOTES CRITICAL PARAMETER.
- ▲ 16. SUPPLIED HARDWARE: O-RING AND HEXNUT
17. USE PART NUMBERS DESIGNATED OR ENGINEERING APPROVED EQUIVALENTS.



BOTTOM VIEW
 SHOWN WITHOUT WIRING

REV	ECO NO	DESCRIPTION	DATE	BY
E	ECO-103912	PRINT UPDATE	01/28/26	JS



OBJECT ID
 000003160

TITLE PV8FWY0SS-345

SCALE	DATE	DR	DWG	REV
2:3	1/11/2019	MJR	52-PV8FWY0SS345	E