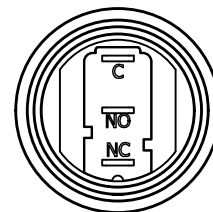
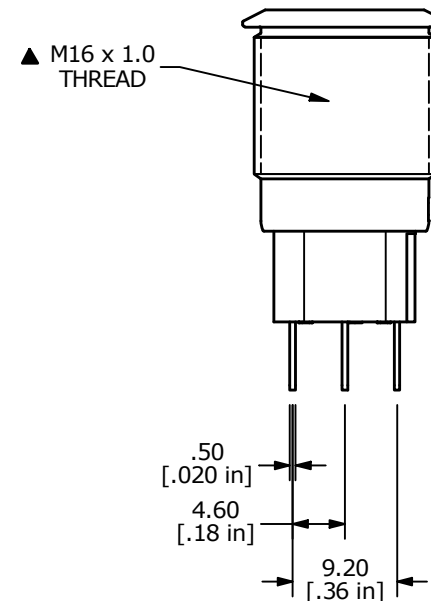
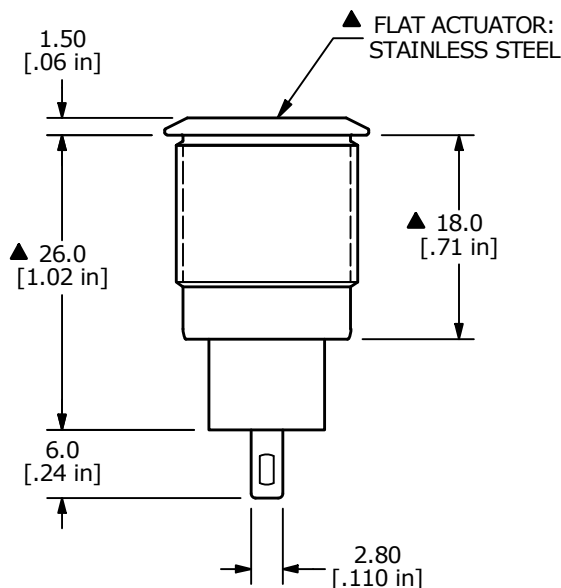
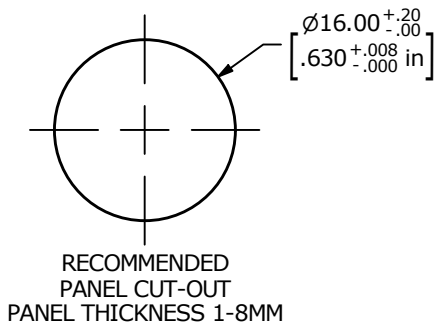
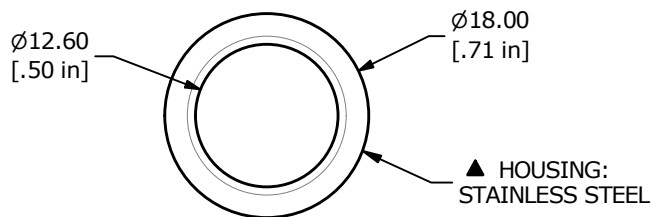
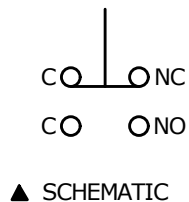


SWITCH FUNCTION	
POS. 1	POS. 2
ON	ON
C - NC	C - NO



NOTE:

1. ALL DIMENSIONS IN mm [INCH]
2. GENERAL TOLERANCE: X.X = ±0.4  
X.XX = ±0.25
3. TERMINAL NUMBERS FOR REF ONLY
4. CONTACT MATERIAL: SILVER
5. RATING: 2A 36VDC
6. ELECTRIC LIFE: 50,000 MAKE-AND-BREAK CYCLES AT FULL LOAD.
7. INSULATION RESISTANCE: 1,000 MΩ MIN.
8. DIELECTRIC STRENGTH: 1,500 VAC MIN. FOR 1 MINUTE
9. CONTACT RESISTANCE: 50mΩ MAX.
10. OPERATING TEMP.: -25°C to 55°C
11. TRAVEL: 3.0mm
12. ▲ DENOTES CRITICAL PARAMETER
13. ACTUATION FORCE: 1.7N NOMINAL
14. INGRESS PROTECTION: IP65
15. HARDWARE SUPPLIED: O-RING AND HEXNUT
- ▲ 16. LAMP VOLTAGE: NO LAMP



A	24800	Release	3/16/21	MW
REV	PCR NO	DESCRIPTION	DATE	BY

TITLE PVA3F230SS				
SCALE 3:2	DATE 3/16/2021	DR MW	DWG 52-PVA3F230SS	REV A

THE INFORMATION CONTAINED IN THIS DOCUMENT IS PROPRIETARY TO E-SWITCH AND IS NOT TO BE COPIED OR TRANSFERRED