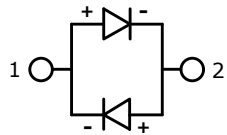


RECOMMENDED  
PANEL MOUNTING  
1.6mm THICKNESS



LED SCHEMATIC  
BLUE LED

Ø9.50  
[Ø.374 in]

Ø5.00  
[Ø.20 in]

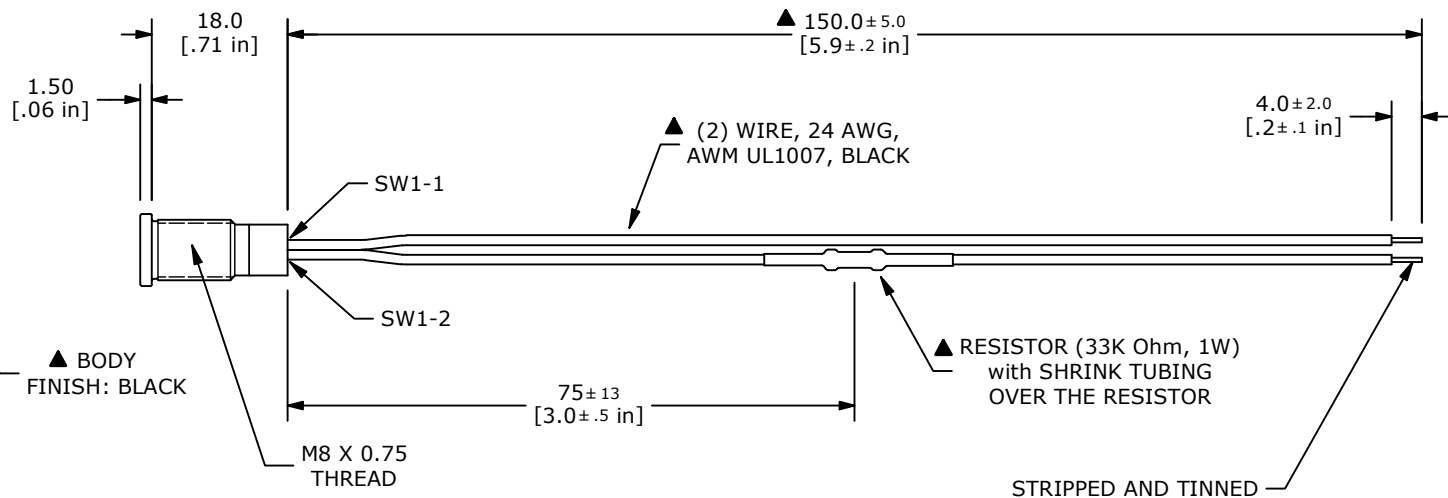

▲ ILLUMINATION  
COLOR: BLUE

▲ BODY  
FINISH: BLACK

## NOTE:

1. ALL DIMENSIONS IN MM [INCH]
2. GENERAL TOLERANCE: X.X =  $\pm 0.4$   
X.XX =  $\pm 0.25$
3. TERMINAL NUMBERS FOR REF ONLY
4. OPERATING TEMP: -40°C to 85°C
5. CURRENT RATING: 2mA-20mA
- ▲ 6. LAMP VOLTAGE: 110V
7. IP RATING: IP67
8. ▲ DENOTES CRITICAL PARAMETER.
- ▲ 9. HARDWARE SUPPLIED: O-RING AND HEXNUT

ADAPTER	WIRE	LENGTH
SW1-1	WIRE, 24 AWG AWM UL1007, BLACK	150.0 [5.9 in]
SW1-2	WIRE, 24 AWG AWM UL1007, BLACK	150.0 [5.9 in]



REV	ECO NO	DESCRIPTION	DATE	BY	E-SWITCH®				OBJECT ID
E	ECO-103573	CORRECT PANEL DIM	08/05/25	JS	PVL08FW146				000003263
					SCALE	DATE	DR	DWG	REV
THE INFORMATION CONTAINED IN THIS DOCUMENT IS PROPRIETARY TO E-SWITCH AND IS NOT TO BE COPIED OR TRANSFERRED					1:1	11/12/2019	MW	52-PVL08FW146	E