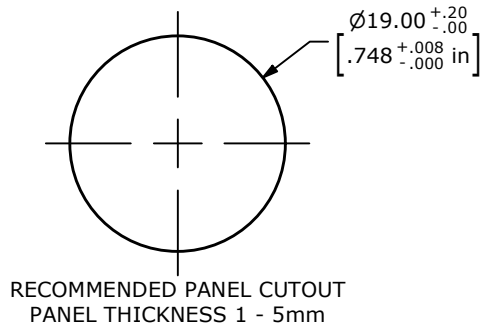


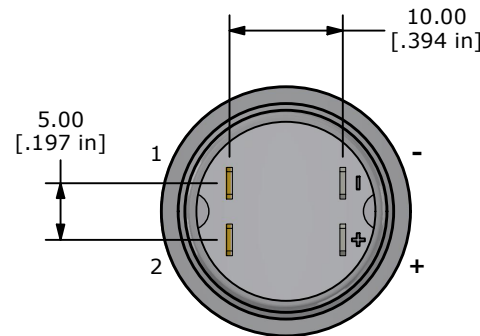
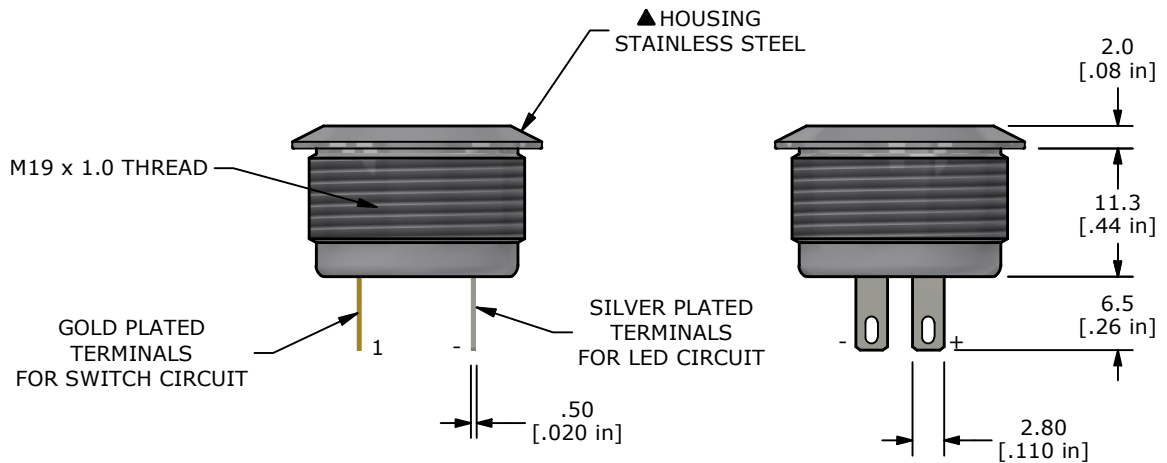
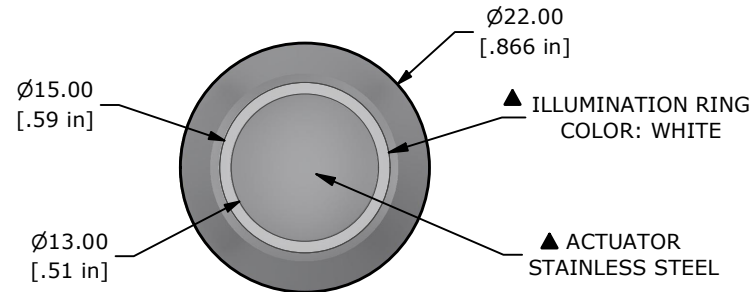
SWITCH FUNCTION	
POS. 1	POS. 2
OFF	(ON)
None	1-2

() = MOMENTARY



NOTE:

1. ALL DIMENSIONS IN MM [INCH]
2. GENERAL TOLERANCE: X.X = ± 0.4
X.XX = ± 0.25
3. TERMINAL NUMBERS FOR REF ONLY
4. CONTACT MATERIAL: Silver
5. RATING: 50mA 24VDC
6. ELECTRIC LIFE: 500,000 MAKE-AND-BREAK CYCLES AT FULL LOAD.
7. INSULATION RESISTANCE: 1000 M Ω MIN.
8. DIELECTRIC STRENGTH: 250 VAC MIN. FOR 1 MINUTE
9. CONTACT RESISTANCE: 100m Ω MAX.
10. OPERATING TEMP.: -40°C to +85°C
11. TRAVEL: 0.5mm
12. ▲ DENOTES CRITICAL PARAMETER.
13. INGRESS PROTECTION: IP65
- ▲ 14. LED VOLTAGE: 2.8V
15. HARDWARE SUPPLIED: O-RING AND HEXNUT



REV	ECO NO	DESCRIPTION	DATE	BY	E-SWITCH®				OBJECT ID
B	ECO-103542	PRINT UPDATE	07/25/25	JS	TITLE PVT4FS4SS301				100118076
					SCALE 3:2	DATE 8/20/2021	DR JS	DWG 52-PVT4FS4SS301	REV B

THE INFORMATION CONTAINED IN THIS DOCUMENT IS PROPRIETARY TO E-SWITCH AND IS NOT TO BE COPIED OR TRANSFERRED