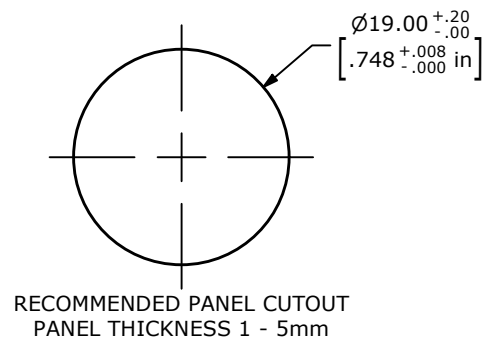


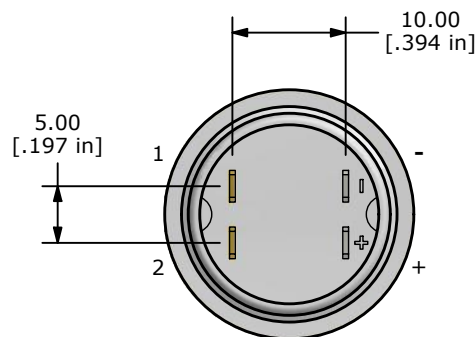
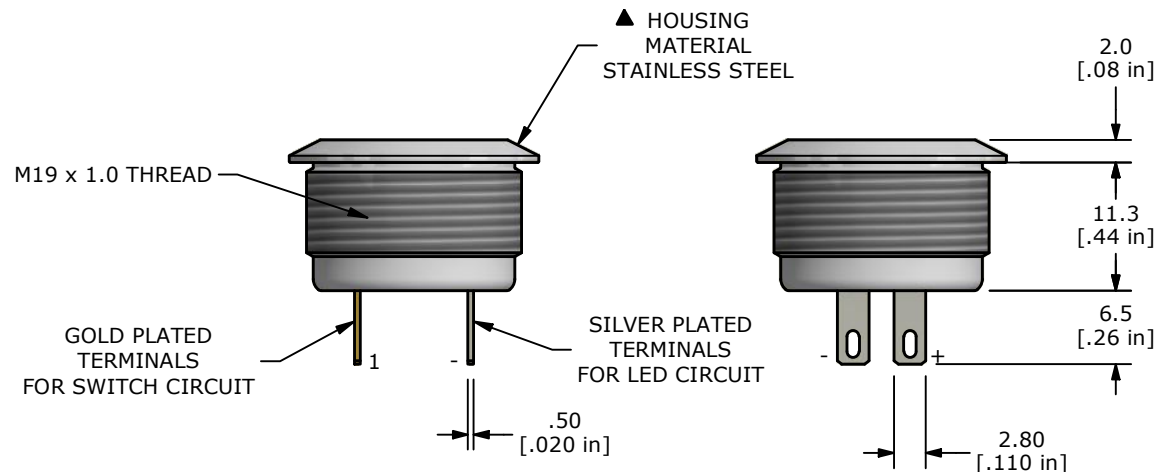
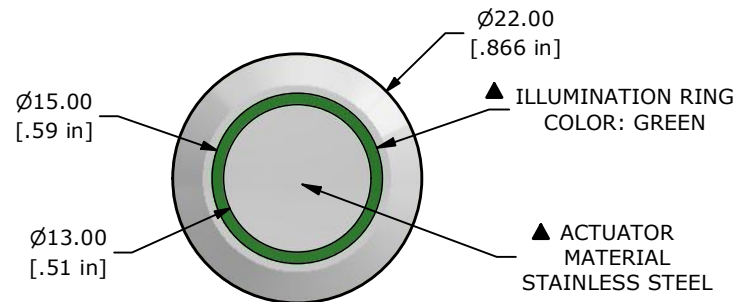
SWITCH FUNCTION	
POS. 1	POS. 2
OFF	(ON)
None	1-2

( ) = MOMENTARY



## NOTE:

1. ALL DIMENSIONS IN MM [INCH]
2. GENERAL TOLERANCE: X.X =  $\pm 0.4$   
X.XX =  $\pm 0.25$
3. TERMINAL NUMBERS FOR REF ONLY
4. CONTACT MATERIAL: Silver
5. RATING: 50mA 24VDC
6. ELECTRIC LIFE: 500,000 MAKE-AND-BREAK CYCLES AT FULL LOAD.
7. INSULATION RESISTANCE: 1000 M $\Omega$  MIN.
8. DIELECTRIC STRENGTH: 250 VAC MIN. FOR 1 MINUTE
9. CONTACT RESISTANCE: 100m $\Omega$  MAX.
10. OPERATING TEMP.: -25°C to +55°C
11. TRAVEL: 0.5mm
12. ▲ DENOTES CRITICAL PARAMETER.
13. INGRESS PROTECTION: IP65
- ▲ 14. LED VOLTAGE: 2.8V
15. HARDWARE SUPPLIED: O-RING AND HEXNUT



C	24567	Housing Update	10/27/20	JM
B	23411	update terminal length to 6.5 from 6.0	6/29/18	MW
A	23271	New Release	3/19/2018	RC
REV	PCR NO	DESCRIPTION	DATE	BY

THE INFORMATION CONTAINED IN THIS DOCUMENT IS PROPRIETARY TO E-SWITCH AND IS NOT TO BE COPIED OR TRANSFERRED



TITLE PVT4FS4SS331

SCALE

3:2

DATE

3/19/2018

DR

RC

DWG

52-PVT4FS4SS331

REV

C