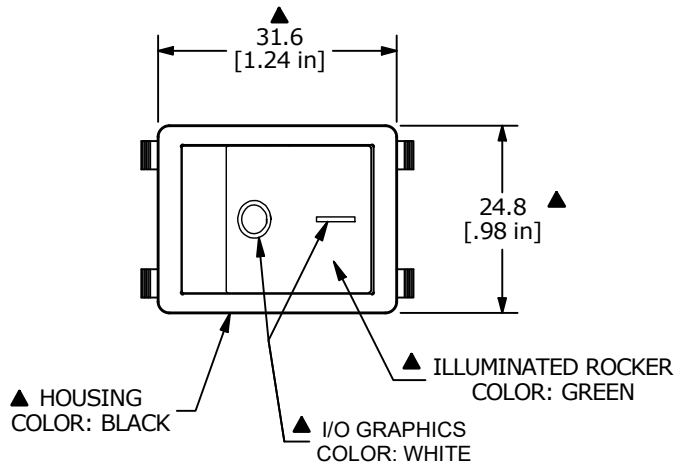
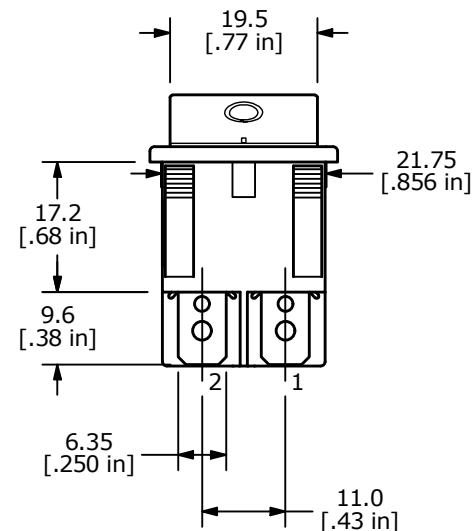
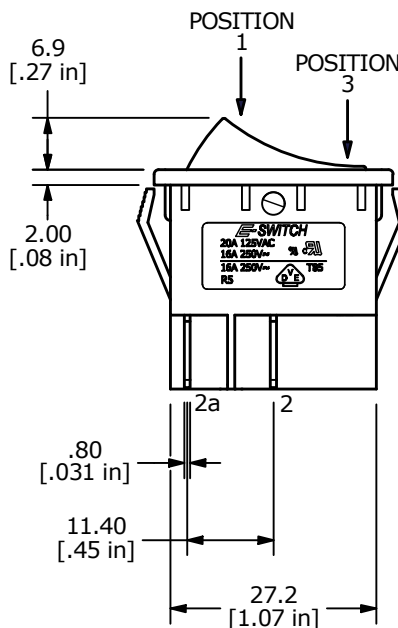
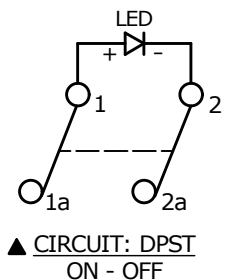


RECOMMENDED PANEL MOUNTING

PANEL THICKNESS	X
0.75-1.25mm	30.0-30.2mm
1.25-2.00mm	30.2-30.4mm
2.00-3.00mm	30.6-30.8mm



SWITCH FUNCTION		
POS. 1	POS. 2	POS. 3
OFF	NONE	ON
OPEN	N/A	1-1a,2-2a



NOTES:

1. ALL DIMENSIONS IN MM [INCH]
2. GENERAL TOLERANCE: X.X = ±0.4
X.XX = ±0.25
3. TERM. NUMBERS FOR REF. ONLY
- ▲ 4. RATING: 20A @ 125VAC 3/4HP UL
16A @ 250VAC 1HP UL
16A @ 250VAC 1HP VDE
5. ELECTRICAL LIFE: 10,000 CYCLES
6. MECHANICAL LIFE: 30,000 CYCLES
7. CONTACT RESISTANCE: <20 MILLI-OHMS INITIAL
8. DIELECTRIC STRENGTH: >1,500V AC 1MIN
9. INSULATION RESISTANCE: >1000MOHMS
10. OPERATING TEMP: TERMINAL SIDE: -20°C to 85°C
ROCKER SIDE: -20°C to 55°C
- ▲ 11. LAMP: LED 12VDC
12. ▲ DENOTES CRITICAL PARAMETER.

REV	ECO NO	DESCRIPTION	DATE	BY
G	ECO-101575	PRINT UPDATE	01/30/23	JS



OBJECT ID
000016437

TITLE R5BBLKGRNFF3		SCALE 1:1	DATE 3/21/2011	DR BA	DWG M050206	REV G
-----------------------	--	--------------	-------------------	----------	----------------	----------