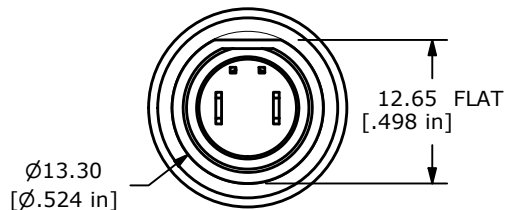
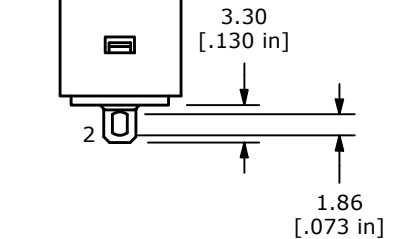
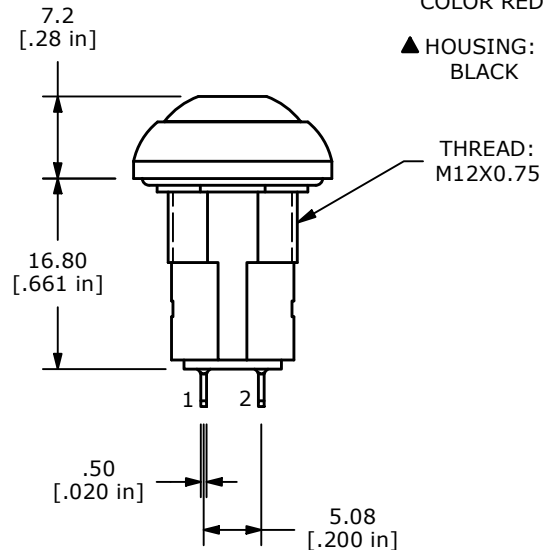


NOTE:

1. ALL DIMENSIONS IN MM [INCH]
2. GENERAL TOLERANCE: X.X=±0.4
X.XX=±0.25
3. TERMINAL NUMBERS FOR REF ONLY
- ▲ 4. CIRCUIT: SPST OFF-ON (LATCHING)
5. CONTACT MATERIAL: Gold over SILVER
6. RATING: 100mA @ 24 VDC
7. ELECTRIC LIFE: 200,000 CYCLES AT FULL LOAD
8. CONTACT RESISTANCE: 50 mΩ max. (INITIAL)
9. INSULATION RESISTANCE: 1,000 MΩ min. @ 500VDC.
10. DIELECTRIC STRENGTH: 1,000 VAC rms.
11. OPERATING FORCE: 350 gf ±150 gf
12. OPERATING TEMPERATURE: -30°C TO +85°C.
13. CONTACT BOUNCE: 10ms MAX.
14. TRAVEL: 2.5mm ±0.25mm
15. PANEL THICKNESS RANGE: 1.5 - 4.0 mm.
16. ▲ DENOTES CRITICAL PARAMETER.
17. MAX MOUNTING TORQUE: 0.5 Nm APPLIED TO THE NUT
- ▲ 18. HARDWARE INCLUDED:
 1. T081101 LOCK WASHER (1)
 2. T081102 HEX NUT (1)
 3. T081103 O-RING (1)
19. SEAL RATING: IP67 AT THE FRONT PANEL



REV	ECO NO	DESCRIPTION	DATE	BY	E-SWITCH®				OBJECT ID
F	ECO-102841	NOTE 17 0.5 NM WAS 1.5	07/12/24	JS	TITLE RP8200B2M1CEBLKREDNIL				000022791
					SCALE	DATE	DR	DWG	REV
					3:2	6/7/2010	rc	ST082003	F

THE INFORMATION CONTAINED IN THIS DOCUMENT IS PROPRIETARY TO
E-SWITCH AND IS NOT TO BE COPIED OR TRANSFERRED