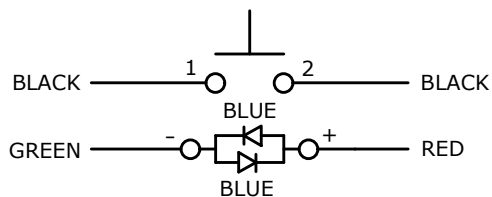
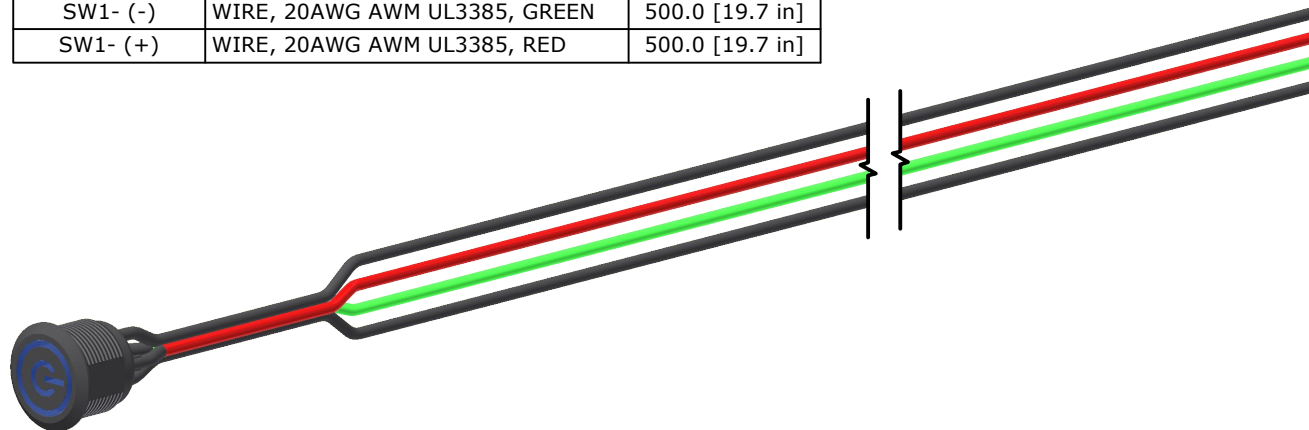


RECOMMENDED PANEL CUTOUT  
MAX. PANEL THICKNESS 1-6mm

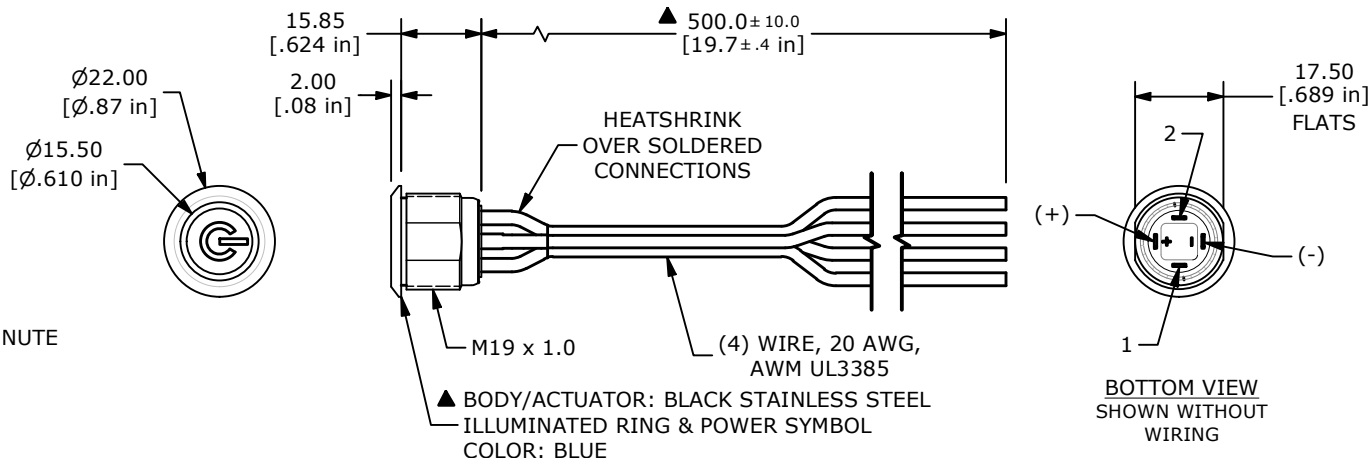
SWITCH	WIRE	LENGTH
SW1-1	WIRE, 20AWG AWM UL3385, BLACK	500.0 [19.7 in]
SW1-2	WIRE, 20AWG AWM UL3385, BLACK	500.0 [19.7 in]
SW1- (-)	WIRE, 20AWG AWM UL3385, GREEN	500.0 [19.7 in]
SW1- (+)	WIRE, 20AWG AWM UL3385, RED	500.0 [19.7 in]



SCHEMATIC  
SPST - OFF-(ON)  
( ) DENOTES MOMENTARY

NOTE:

- ALL DIMENSIONS IN MM [INCH]
- GENERAL TOLERANCE: X.X = ±0.4  
X.XX = ±0.25
- TERMINAL NUMBERS FOR REF ONLY
- CONTACTS: BRASS, COIN SILVER, GOLD FLASH
- TERMINALS: GOLD FLASH PLATED
- RATING: 2A 36VDC
- ELECTRIC LIFE: 200,000 CYCLES
- DIELECTRIC STRENGTH: 2,000 VAC MIN. FOR 1 MINUTE
- CONTACT RESISTANCE: 50mΩ MAX. @ 1A 12VDC
- OPERATING TEMP.: -20°C to 70°C
- ▲ DENOTES CRITICAL PARAMETER.
- LAMP VOLTAGE: 20mA 3.1V TYP.
- TRAVEL: 1.80mm
- ACTUATION FORCE: 4.5 ± 1.5 N
- MOUNTING NUT TORQUE: 1-3 Nm
- INGRESS PROTECTION: IP67, IK10
- HARDWARE SUPPLIED: O-RING AND HEXNUT



REV	ECO NO	DESCRIPTION	DATE	BY
B	ECO-103643	SV4 SERIES UPDATE	09/05/25	MR



OBJECT ID  
100128830

TITLE SV4FW311-641				
SCALE 2:3	DATE 12/16/2024	DR MJR	DWG T840512	REV B