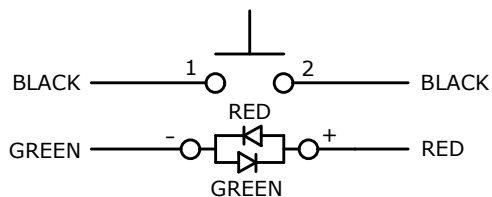
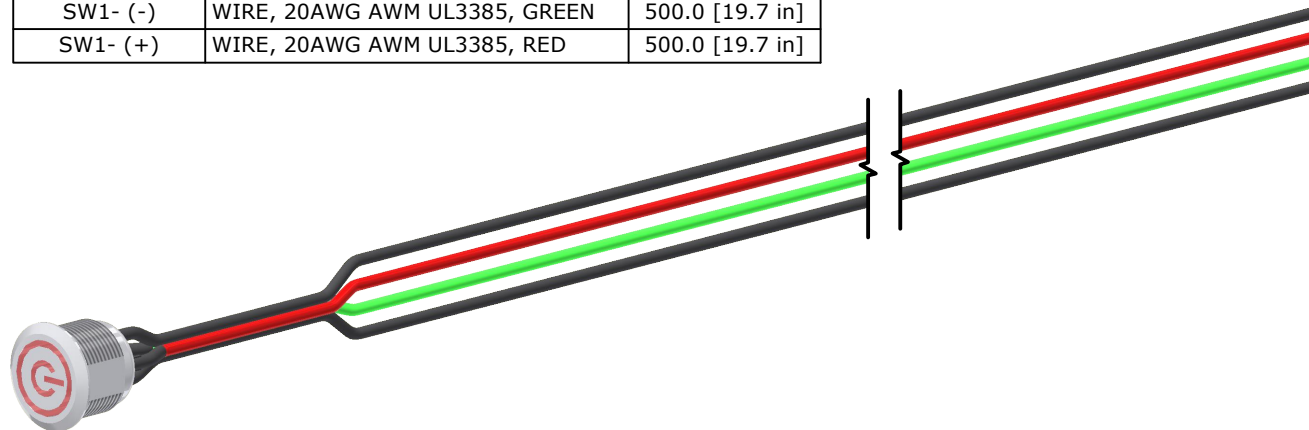


RECOMMENDED PANEL CUTOUT
MAX. PANEL THICKNESS 1-6mm

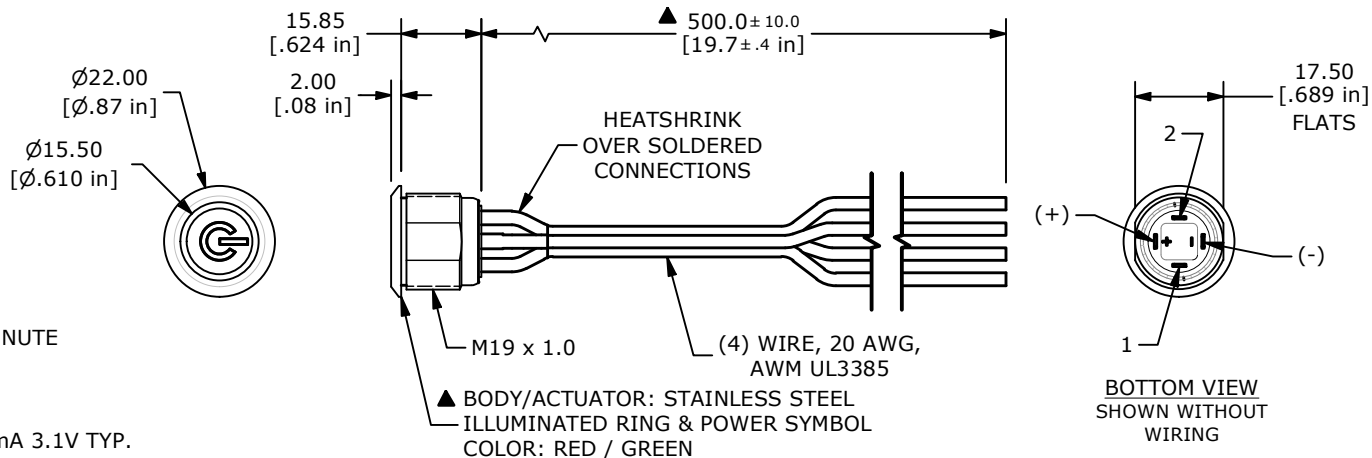
SWITCH	WIRE	LENGTH
SW1-1	WIRE, 20AWG AWM UL3385, BLACK	500.0 [19.7 in]
SW1-2	WIRE, 20AWG AWM UL3385, BLACK	500.0 [19.7 in]
SW1- (-)	WIRE, 20AWG AWM UL3385, GREEN	500.0 [19.7 in]
SW1- (+)	WIRE, 20AWG AWM UL3385, RED	500.0 [19.7 in]



SCHEMATIC
SPST - OFF-(ON)
() DENOTES MOMENTARY

NOTE:

1. ALL DIMENSIONS IN MM [INCH]
2. GENERAL TOLERANCE: X.X = ±0.4
X.XX = ±0.25
3. TERMINAL NUMBERS FOR REF ONLY
4. CONTACTS: BRASS, COIN SILVER, GOLD FLASH
5. TERMINALS: GOLD FLASH PLATED
6. RATING: 2A 36VDC
7. ELECTRIC LIFE: 200,000 CYCLES
8. DIELECTRIC STRENGTH: 2,000 VAC MIN. FOR 1 MINUTE
9. CONTACT RESISTANCE: 50mΩ MAX. @ 1A 12VDC
10. OPERATING TEMP.: -20°C to 70°C
11. ▲ DENOTES CRITICAL PARAMETER.
- ▲ LAMP VOLTAGE: RED 20mA 2.0V TYP., GREEN 20mA 3.1V TYP.
13. TRAVEL: 1.80mm
14. ACTUATION FORCE: 4.5 ± 1.5 N
15. MOUNTING NUT TORQUE: 1-3 Nm
16. INGRESS PROTECTION: IP67, IK10
17. HARDWARE SUPPLIED: O-RING AND HEXNUT



REV	ECO NO	DESCRIPTION	DATE	BY
C	ECO-103643	SV4 SERIES UPDATE	09/05/25	MR



OBJECT ID
000025973

TITLE SV4FW3SS-6G1				
SCALE 2:3	DATE 10/6/2020	DR MW	DWG T840504	REV C