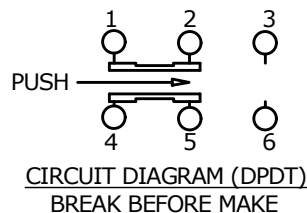
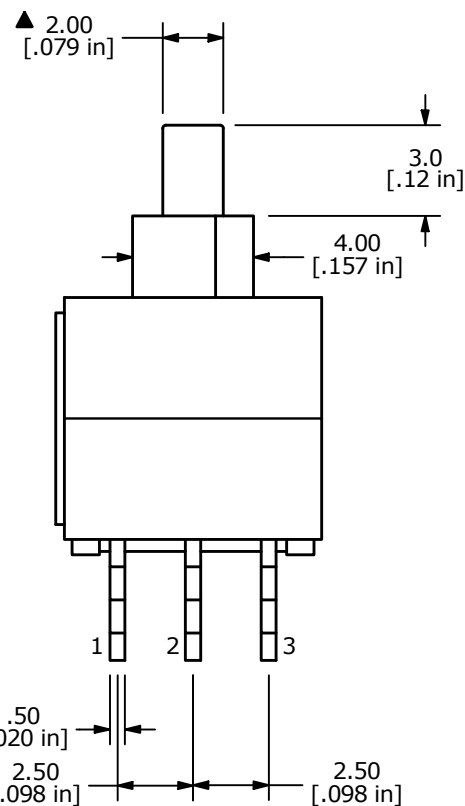
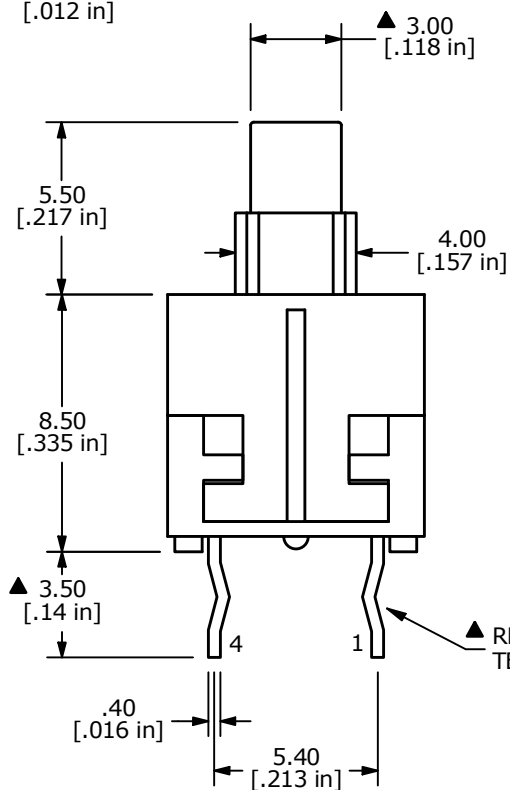
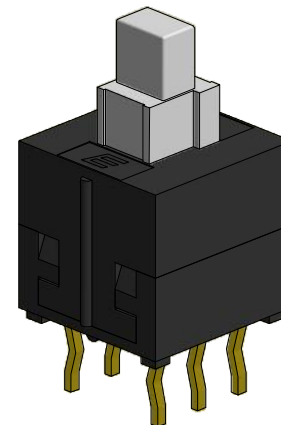
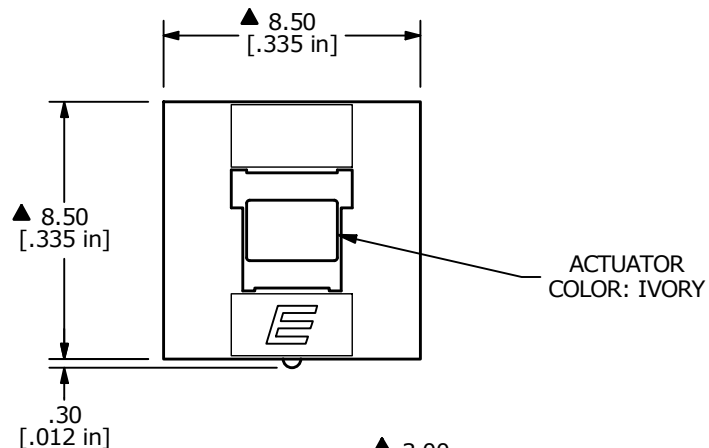


SWITCH FUNCTION	
POS. 1	POS. 2
ON	ON
2-1, 5-4	2-3, 5-6



NOTES:

1. ALL DIMENSIONS IN MM [INCH]
2. GENERAL TOLERANCE: X.X = ± 0.4  
X.XX = ± 0.25
3. TERMINAL NUMBERS FOR REF. ONLY
4. RATING: 0.1A @ 30VDC
5. TRAVEL: 2.50 ± 0.38mm
6. OPERATING FORCE: 220 ± 50gf
7. ELECTRICAL LIFE: 10,000 CYCLES
8. ▲ DENOTES CRITICAL PARAMETER
9. CONTACT MATERIAL: SILVER



REV	ECO NO	DESCRIPTION	DATE	BY
E	ECO-101860	print update	04/25/23	MW



OBJECT ID  
000017763

TITLE TL2201EEXB				
SCALE 4:1	DATE 3/19/2008	DR rc	DWG P010351	REV E