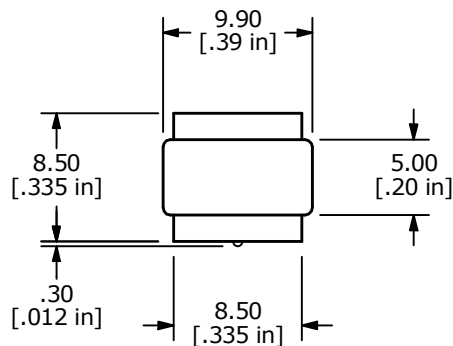
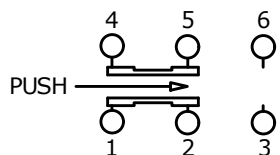


RECOMMENDED
P.C.B. LAYOUT



SWITCH FUNCTION	
POS. 1	POS. 2
ON	(ON)
2-1,5-4	2-3,5-6

(ON) = MOMENTARY

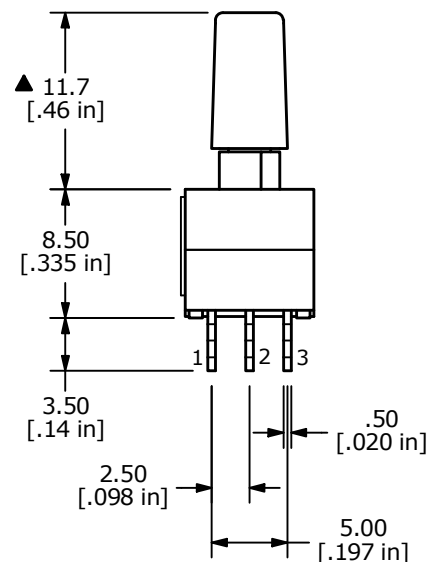
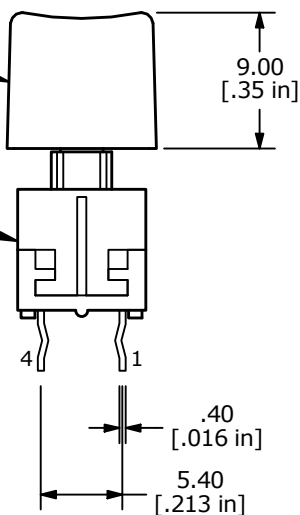


CIRCUIT DIAGRAM

▲ BREAK BEFORE MAKE

BLACK CAP
1CBLK (Q800400)

SWITCH
TL2201OAZB
(P010358)



NOTES:

1. ALL DIMENSIONS IN MM [INCH]
2. GENERAL TOLERANCE: x.x = ±0.4mm
x.xx = ±0.25mm
3. TERM. NOS. FOR REF. ONLY
4. RATING: 0.1A @30VDC
5. TRAVEL: 2.50 ±0.38mm
- ▲ 6. OPERATING FORCE: 220 ±50gf
7. CONTACT RESISTANCE: 100mΩ MAX.
8. ELECTRICAL LIFE: >10,000 CYCLES
9. ▲ DENOTES CRITICAL PARAMETER



OBJECT ID
000028272

B	24587	operating force to 220 from 180	11/11/20	MW
A	24384	RELEASE	7/7/20	MW
REV	PCR NO	DESCRIPTION	DATE	BY

TITLE TL2201OAZB1CBLK				
SCALE	DATE	DR	DWG	REV
2:1	7/7/2020	MW	XP0318P	B