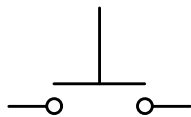


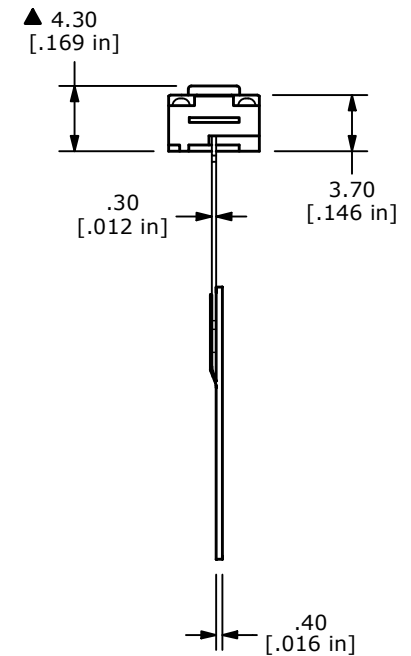
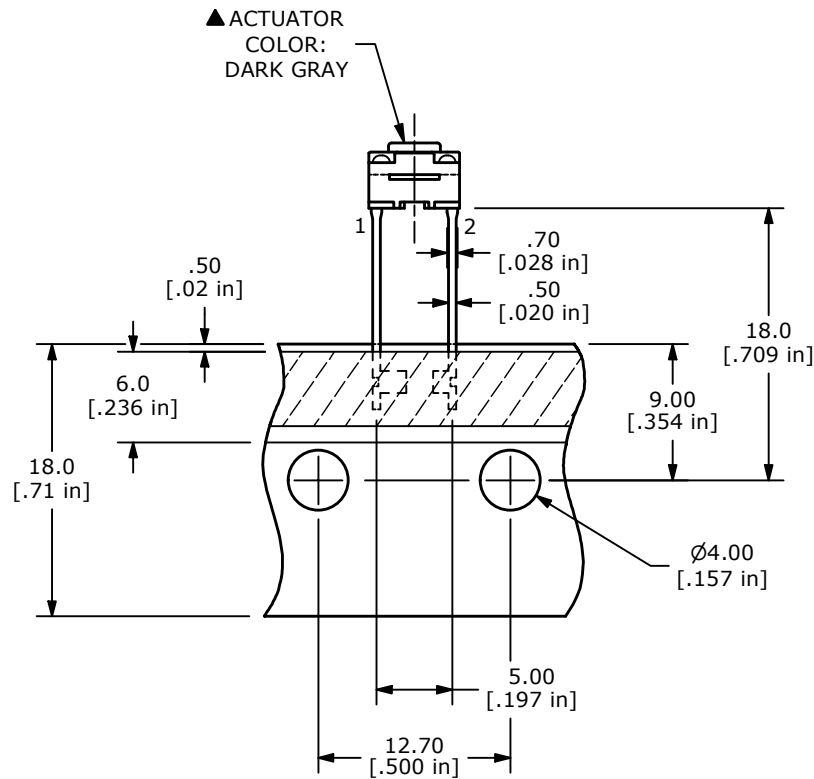

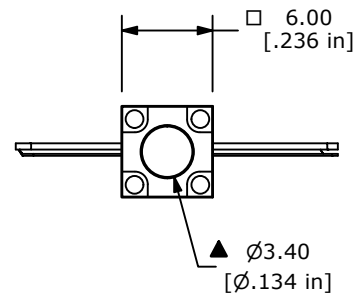
PCB LAYOUT



CIRCUIT: SPST

NOTES:

1. ALL DIMENSIONS IN MM [INCH]
2. GENERAL TOLERANCE: X.X = $\pm 0.4\text{mm}$
X.XX = $\pm 0.25\text{mm}$
3. CONTACT RATING: 50mA @ 12VDC
4. CONTACT MATERIAL: SILVER
- ▲ 5. OPERATING FORCE: 100 \pm 30gf
6. TRAVEL: 0.20 \pm 0.1mm
7. CONTACT RESISTANCE: 100m Ω MAX.
8. ELECTRICAL LIFE: 1,000,000 CYCLES
9. PACKAGING: CARRIER IS FOLDED EVERY 25 PITCHES
(24) SWITCHES PER FOLD.
10. OPERATING TEMP: -30°C to 85°C
11. INGRESS PROTECTION: IP67
12. ▲ DENOTES CRITICAL PRAMETERS.



REV	ECO NO	DESCRIPTION	DATE	BY	E-SWITCH®				OBJECT ID
A	ECO-103431	RELEASE	05/16/25	JS	TITLE TL6059AF100Q				100130330
THE INFORMATION CONTAINED IN THIS DOCUMENT IS PROPRIETARY TO E-SWITCH AND IS NOT TO BE COPIED OR TRANSFERRED					SCALE	DATE	DR	DWG	REV
					2:1	5/14/2025	JS	P011000	A