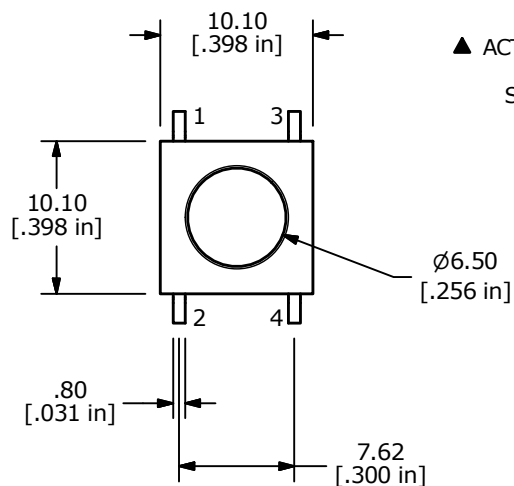
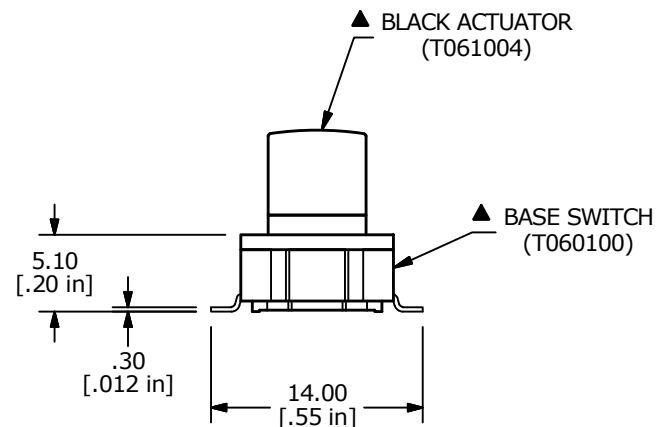
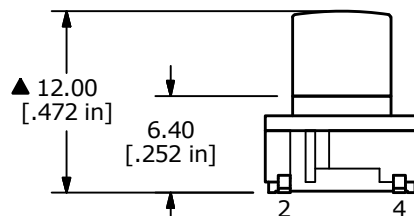
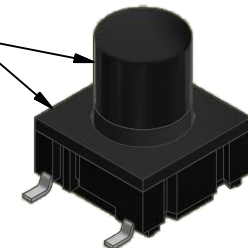


NOTES:

1. ALL DIMENSIONS IN MM [INCH]
2. GENERAL TOLERANCE: x.x = ± 0.4
x.xx = ± 0.25
3. TERM. NUMBERS FOR REF. ONLY
4. RATING: 50 MILLI-AMPS @24VDC
5. TRAVEL: 1.0 ± 0.5mm
6. CONTACT RESISTANCE: 30 MILLIOHMS MAX
7. INSULATION RESISTANCE: 10M OHMS MIN. AT 100VDC
8. DIELECTRIC STRENGTH: 250VAC FOR 1 MINUTE
- ▲ 9. OPERATING FORCE: 300 ± 75gf
10. PACKAGING: TAPE AND REEL, 650 PIECES PER REEL
11. LIFE CYCLES: 10,000,000 ACTUATIONS
12. ▲ DENOTES CRITICAL PARAMETER
- ▲ 13. ACTUATOR AND THE SWITCH ARE NOT TO BE SHIPPED ASSEMBLED.
ACTUATOR IS TO SHIPPED IN BULK IN A PLASTIC BAG AND
ASSEMBLED TO THE SWITCH AFTER SOLDERING.
14. MOISTURE PROTECTION: IP67



▲ ACTUATOR and SWITCH ARE TO BE SHIPPED SEPARATE



▲ CAP IS SHOWN ASSEMBLED FOR REFERENCE ONLY



A	24031	RELEASE	9/12/19	MW
REV	PCR NO	DESCRIPTION	DATE	BY

E-SWITCH®				
TITLE TL6200FBF300QG				
SCALE	DATE	DR	DWG	REV
2:1	9/12/2019	MW	T060012	A