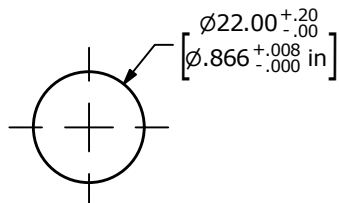


SCHEMATIC
 ON - (ON) - SPDT ILLUMINATED
 () DENOTES MOMENTARY FUNCTION

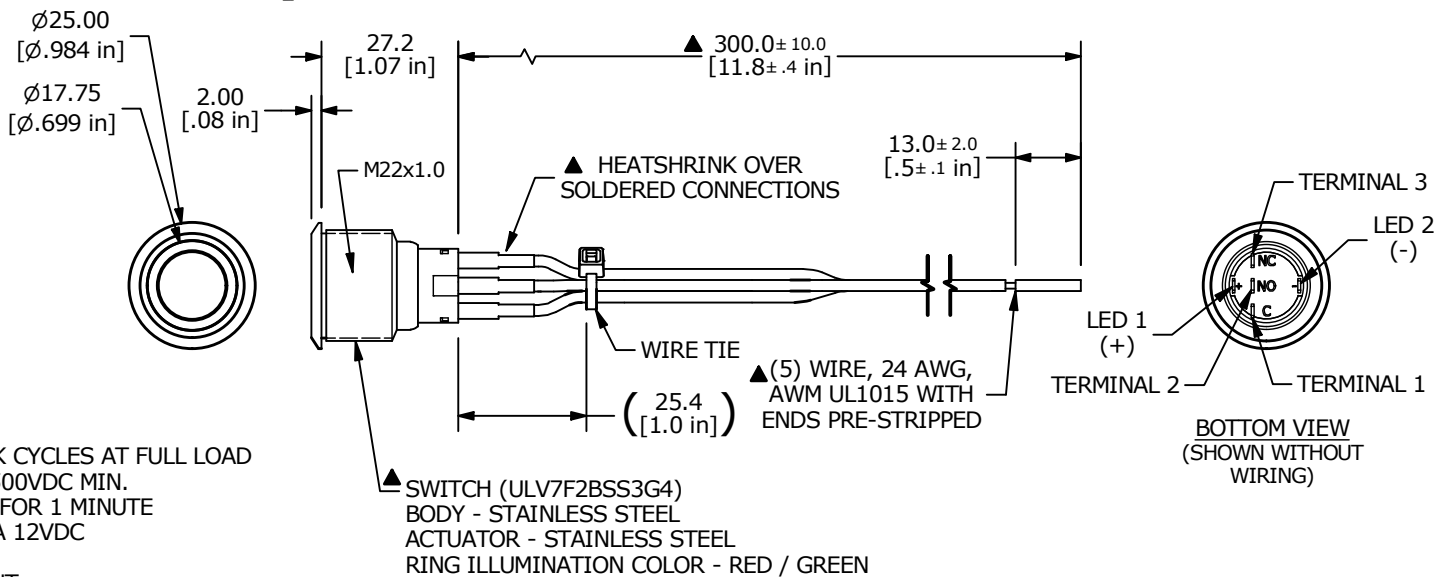
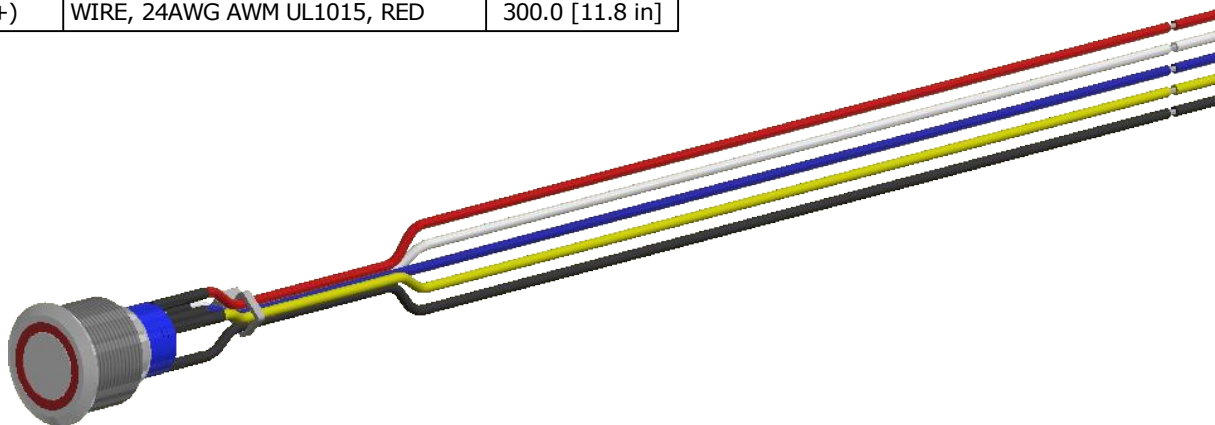


RECOMMENDED PANEL CUTOUT
 MAX. PANEL THICKNESS 10mm [.39 in]

NOTES:

1. DIMENSIONS IN MM [INCH]
2. GENERAL TOLERANCE: X.X = ± 0.4
X.XX = ± 0.25
3. TERMINAL NUMBERS FOR REF ONLY
4. CONTACT MATERIAL: SILVER
5. RATING: 3A 250 VAC cUL
6. OPERATING TEMP.: -20°C to 55°C
- ▲ 7. LAMP VOLTAGE: 20mA 12V
8. TRAVEL: 3.2mm
9. ACTUATION FORCE: 2.5 \pm 1.0 N
10. MOUNTING NUT TORQUE: 5-14 Nm
11. INGRESS PROTECTION: IP67, IK10
12. MECHANICAL LIFE: 1,000,000 CYCLES.
13. ELECTRIC LIFE: 50,000 MAKE-AND-BREAK CYCLES AT FULL LOAD
14. INSULATION RESISTANCE: 1,000 M Ω @ 500VDC MIN.
15. DIELECTRIC STRENGTH: 2,000 VAC MIN. FOR 1 MINUTE
16. CONTACT RESISTANCE: 50m Ω MAX. @ 1A 12VDC
17. ▲ DENOTES CRITICAL PARAMETER.
18. ALL MATERIAL SHALL BE ROHS COMPLIANT
- ▲ 19. SUPPLIED HARDWARE: O-RING AND HEXNUT
- ▲ 20. USE P/N's DESIGNATED OR ENGINEERING APPROVED EQUIVALENTS

SWITCH	WIRE	LENGTH
SW1-1	WIRE, 24AWG AWM UL1015, YELLOW	300.0 [11.8 in]
SW1-2	WIRE, 24AWG AWM UL1015, BLUE	300.0 [11.8 in]
SW1-3	WIRE, 24AWG AWM UL1015, WHITE	300.0 [11.8 in]
SW1- (-)	WIRE, 24AWG AWM UL1015, BLACK	300.0 [11.8 in]
SW1- (+)	WIRE, 24AWG AWM UL1015, RED	300.0 [11.8 in]



REV	ECO NO	DESCRIPTION	DATE	BY
B	ECO-100321	UPDATE PANEL CUTOUT	09/29/21	JS



OBJECT ID
000026363

TITLE ULV7FWBSS3G4				
SCALE 2:3	DATE 8/14/2019	DR MW	DWG T970506	REV B