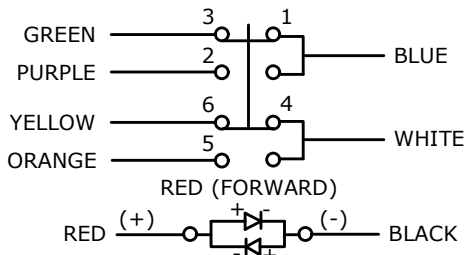
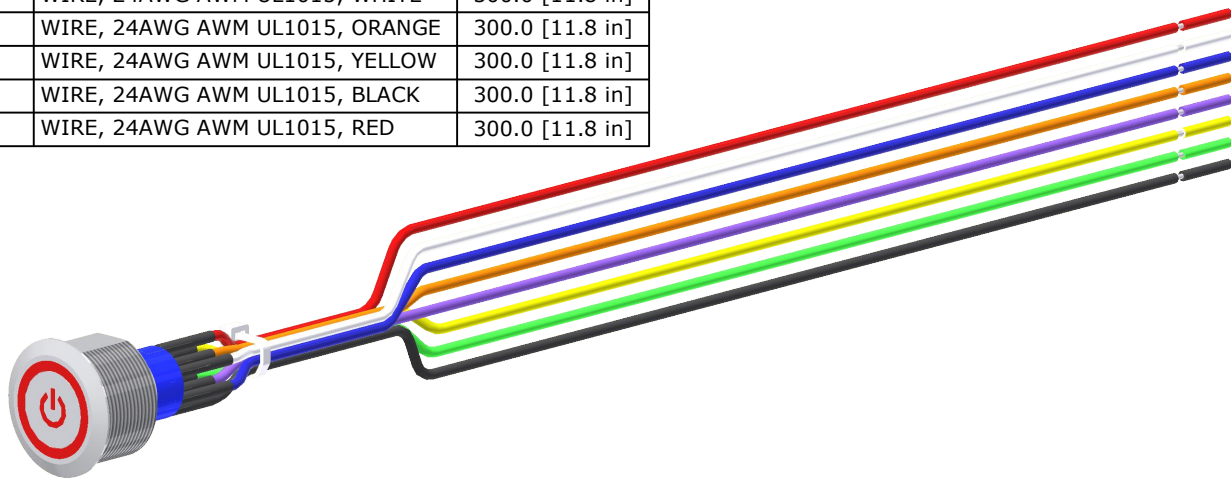
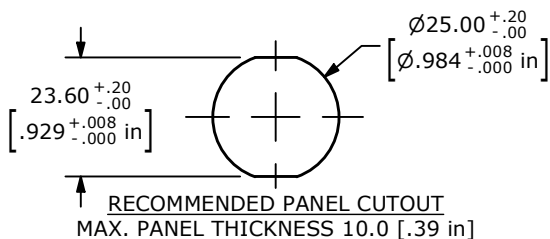


SWITCH	WIRE	LENGTH
SW1-1	WIRE, 24AWG AWM UL1015, BLUE	300.0 [11.8 in]
SW1-2	WIRE, 24AWG AWM UL1015, PURPLE	300.0 [11.8 in]
SW1-3	WIRE, 24AWG AWM UL1015, GREEN	300.0 [11.8 in]
SW1-4	WIRE, 24AWG AWM UL1015, WHITE	300.0 [11.8 in]
SW1-5	WIRE, 24AWG AWM UL1015, ORANGE	300.0 [11.8 in]
SW1-6	WIRE, 24AWG AWM UL1015, YELLOW	300.0 [11.8 in]
SW1- (-)	WIRE, 24AWG AWM UL1015, BLACK	300.0 [11.8 in]
SW1- (+)	WIRE, 24AWG AWM UL1015, RED	300.0 [11.8 in]

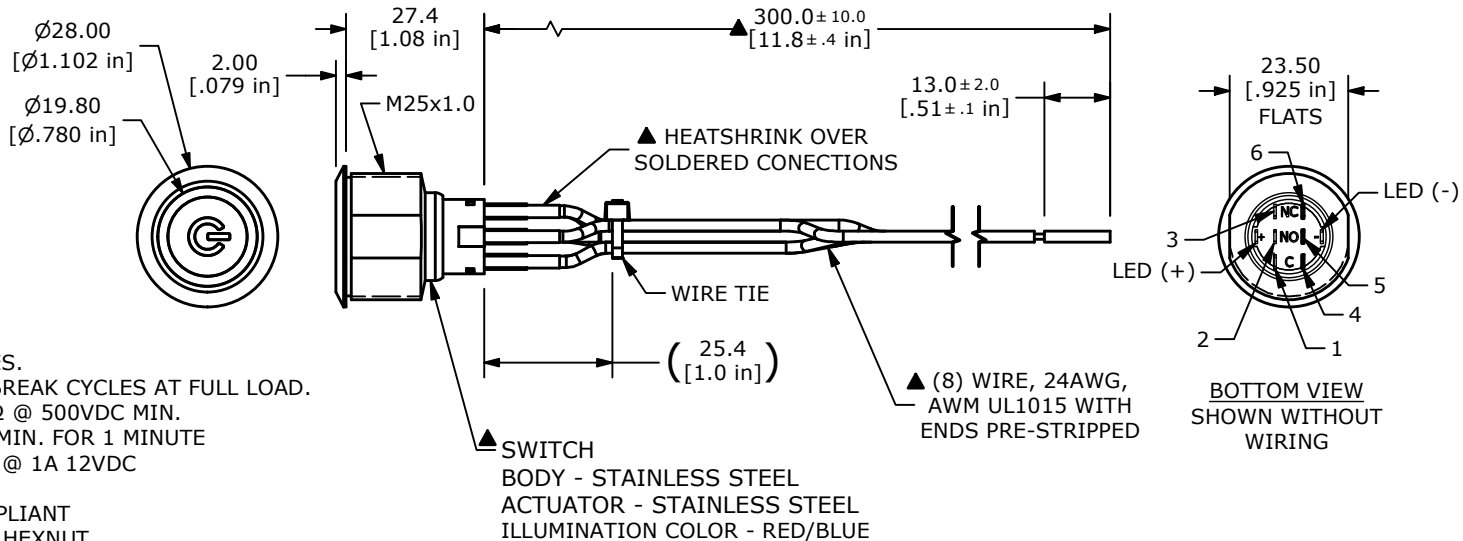


RED (FORWARD)
RED (+) — [diode symbol] — BLACK (-)

BLUE (REVERSE)
SCHEMATIC
ON - (ON) - DPDT ILLUMINATED
() DENOTES MOMENTARY FUNCTION



- NOTES:
- DIMENSIONS IN MM [INCH]
 - GENERAL TOLERANCE: X.X = ±0.4
X.XX = ±0.25
 - TERMINAL NUMBERS FOR REF ONLY
 - CONTACT MATERIAL: SILVER
 - RATING: 3A 250 VAC cUL
 - OPERATING TEMP.: -20°C to 55°C
 - LAMP VOLTAGE: 20mA 3V
 - TRAVEL: 3.2mm
 - ACTUATION FORCE: 2.5 ±1.0 N
 - MOUNTING NUT TORQUE: 5-14 Nm
 - INGRESS PROTECTION: IP67, IK08
 - MECHANICAL LIFE: 1,000,000 CYCLES.
 - ELECTRIC LIFE: 50,000 MAKE-AND-BREAK CYCLES AT FULL LOAD.
 - INSULATION RESISTANCE: 1,000 MΩ @ 500VDC MIN.
 - DIELECTRIC STRENGTH: 2,000 VAC MIN. FOR 1 MINUTE
 - CONTACT RESISTANCE: 50mΩ MAX. @ 1A 12VDC
 - ▲ DENOTES CRITICAL PARAMETER.
 - ALL MATERIAL SHALL BE ROHS COMPLIANT
 - ▲ SUPPLIED HARDWARE: O-RING AND HEXNUT
 - ▲ USE PART NUMBERS DESIGNATED OR ENGINEERING APPROVED EQUIVALENTS.



REV	ECO NO	DESCRIPTION	DATE	BY	E-SWITCH®			OBJECT ID	
A	ECO-103343	RELEASE	04/07/25	JS				100130021	
					TITLE ULV8FWHSS6H1				
					SCALE	DATE	DR	DWG	REV
					2:3	4/1/2025	JS	T980509	A