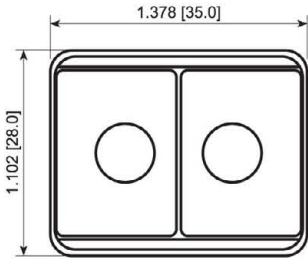
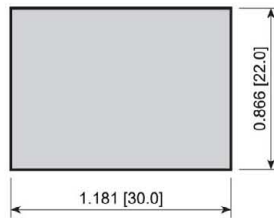


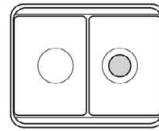
# PB2 Series



### Suggested Panel Cutout

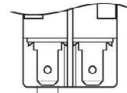


### Illumination Options



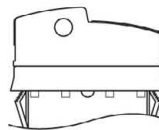
Round Lens

### Terminal Options



4.8mm Tab

### Safety Lock Option



Safety Lock

### FEATURES:

- Popular 22mm x 30mm Cutout
- High Power Ratings
- Internal O-rings for Water Resistance
- Illumination Options

### SPECIFICATIONS:

**RATING:** 20A 125VAC [cURus UL508]  
12A 250VAC [cURus UL508]  
*European Approvals Pending*

**TEMPERATURE:** -20°C to 85°C

**ELECTRICAL LIFE:** 10,000 Cycles

**CONTACT RESISTANCE:** 50mΩ Max.

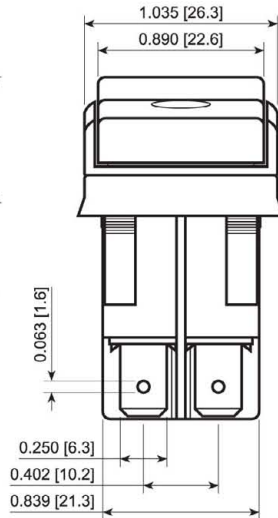
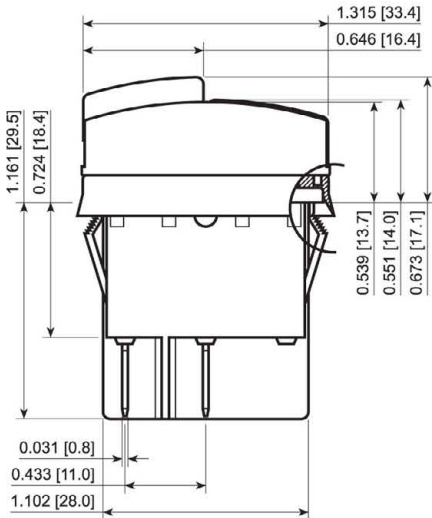
**INSULATION RESISTANCE:** 5MΩ Min. at 500VDC

**DIELECTRIC STRENGTH:** 1,500VAC for 1 Minute

**INGRESS PROTECTION:** IP54

### MATERIALS:

**Body:** Polyamide 6/6  
**BEZEL:** Polyamide 6/6  
**ACTUATOR:** Polyamide 6/6  
**Lens:** Polycarbonate  
**GASKET:** Polyvinyl Chloride  
**CONTACTS:** Silver Plated Copper  
**TERMINALS:** Silver Plated Brass  
**O-Ring:** Silicone



PB242D1100

SPECIFICATIONS SUBJECT TO CHANGE WITHOUT NOTICE

Series	Terminal	Function	Rating	Body Color	Actuator Color	Marking Color	Marking Type	Lens Style	Lens Color	Lamp Voltage
<input type="checkbox"/> PB2 - Std. Version	<input type="checkbox"/> 1 - 4.8mm Tab	<input type="checkbox"/> 1 Pole:	<input type="checkbox"/> D - 20A 125VAC	<input type="checkbox"/> 1 - Black	<input type="checkbox"/> 1 - Black	<input type="checkbox"/> 0 - None	<input type="checkbox"/> 0 - None	<input type="checkbox"/> 2 - Round	<input type="checkbox"/> 0 - Clear	<input type="checkbox"/> 3 - 6V
<input type="checkbox"/> PB2L - Safety Lock	<input type="checkbox"/> 4 - 6.3mm Tab	<input type="checkbox"/> 1 - Off-On	<input type="checkbox"/> 12A 250VAC	<input type="checkbox"/> 2 - White	<input type="checkbox"/> 2 - White	<input type="checkbox"/> 1 - Black	<input type="checkbox"/> 1 - I/O Vert.	<input type="checkbox"/>	<input type="checkbox"/> 1 - Red	<input type="checkbox"/> 4 - 12V
		<input type="checkbox"/> 3 - On-On		<input type="checkbox"/> A - Red/Green	<input type="checkbox"/> 2 - White	<input type="checkbox"/> 2 - White	<input type="checkbox"/> 3 - ON/OFF Vert.		<input type="checkbox"/> 2 - Amber	<input type="checkbox"/> 5 - 24V
		<input type="checkbox"/> 2 Pole:				<input type="checkbox"/> 1 - I/O Horiz.	<input type="checkbox"/> R - I/O Horiz.		<input type="checkbox"/> 3 - Green	<input type="checkbox"/> 6 - 125V
		<input type="checkbox"/> 2 - Off-On							<input type="checkbox"/> 4 - Blue	<input type="checkbox"/> 7 - 250V
		<input type="checkbox"/> G - On-On								

Custom Colors and Markings Available Upon Request

For Illuminated Switches Only

### EXAMPLE PART NUMBERS:

**PB242D1100**      **2P Off-On**  
**Black Body/Actuator, No Marking**



**E-SWITCH®**

www.e-switch.com

800.867.2717

PUSHBUTTON