
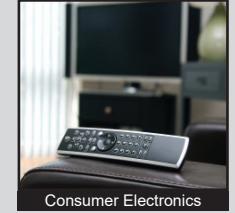



# RDM SERIES ROTARY DIP SWITCH

ANTI-VANDAL SWITCHES  
DETECTOR SWITCHES  
DIP SWITCHES  
KEYLOCK SWITCHES  
NAVIGATION SWITCHES  
PUSHBUTTON SWITCHES  
ROCKER SWITCHES  
ROTARY SWITCHES  
SLIDE SWITCHES  
SNAP ACTION SWITCHES  
TACTILE SWITCHES  
TOGGLE SWITCHES  
CAP OPTIONS



## APPLICATIONS / MARKETS



**RoHS**

## SPECIFICATIONS

**Electrical Rating:**  
Switching: 42VDC, 100mA  
Non-Switching: 42VDC, 400mA  
**Life Expectancy:** 25,000 steps  
**Contact Resistance:** 80mΩ Max.  
**Insulation Resistance:** 100 MΩ Min. at 250VDC  
**Dielectric Strength:** 250VAC 1 min.  
**Operating Temperature:** -60°C to 125°C  
**Actuation Force:** 250 gf max  
**Travel:** dependent upon individual switch positions

## FEATURES & BENEFITS

- Offers IP67 sealing protection
- Available in 10 or 16 positions
- Ultra slim size for high density mounting
- Gold contacts
- Tape & Reel packaging for S1 termination

## PART NUMBER CONFIGURATOR

| Series                           | Actuator  | Code                           | Positions                       | Terminals  | Packaging                      |
|----------------------------------|---|--------------------------------|---------------------------------|--|--------------------------------|
| <input type="text" value="RDM"/> | <input type="text" value="A"/>                              | <input type="text" value="R"/> | <input type="text" value="10"/> | <input type="text" value="P1"/>  | <input type="text" value="T"/> |
|                                  | A - Arrow Flush<br>B - Shaft 4.5 high<br>E - Shaft 4.2 high | R - Real<br>C - Complementary  | 10<br>16                        | P1 - TH 3x3 terminals<br>S1 - SM 3x3 terminals<br>R1 - Angled 5.08 spacing<br>R2 - Angled 2.54 spacing | T - Tube<br>R - Tape & Reel*   |

\*Tape & Reel packaging for S1 termination option only

Specifications subject to change without notice 3.14.2024



**E-SWITCH®**

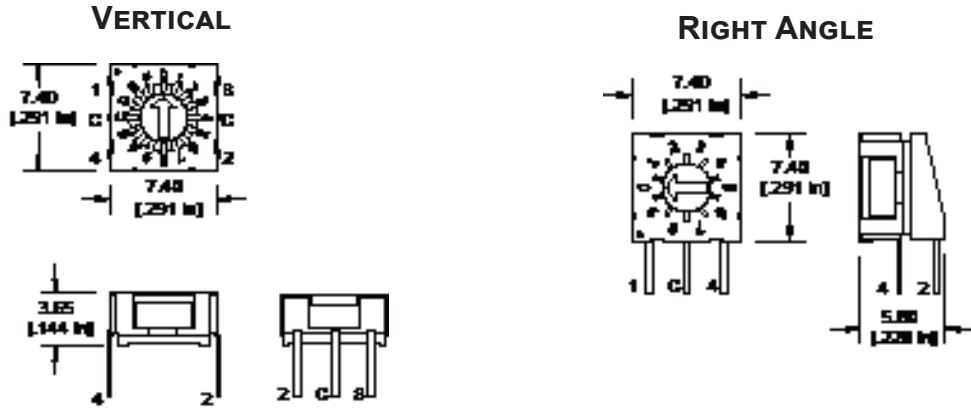
www.e-switch.com

800.867.2717

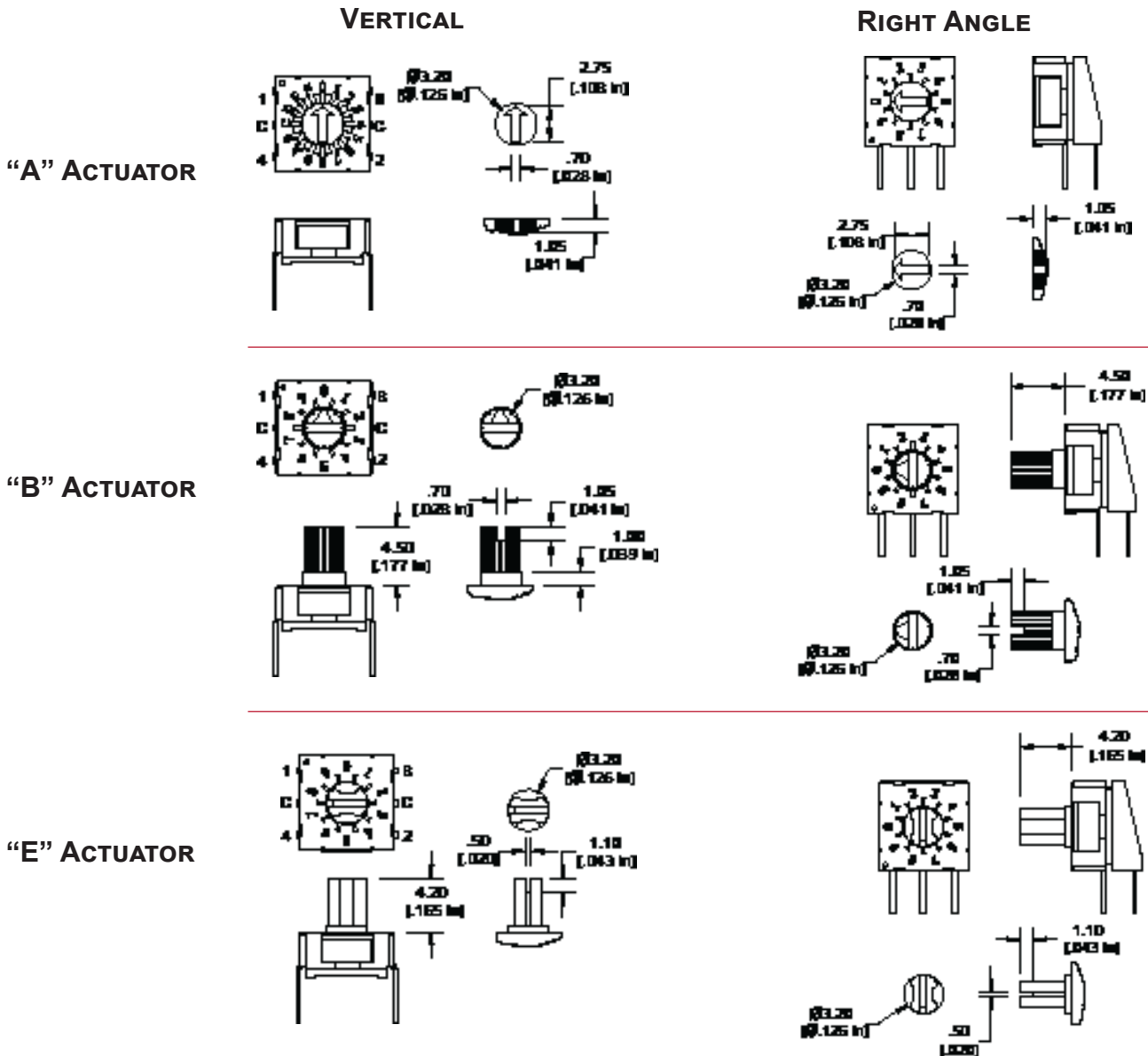
1

# RDM SERIES ROTARY DIP SWITCH

## BODY DIMENSIONS



## ACTUATOR OPTIONS



ANTI-VANDAL SWITCHES  
 DETECTOR SWITCHES  
 DIP SWITCHES  
 KEYLOCK SWITCHES  
 NAVIGATION SWITCHES  
 PUSHBUTTON SWITCHES  
 ROCKER SWITCHES  
 ROTARY SWITCHES  
 SLIDE SWITCHES  
 SNAP ACTION SWITCHES  
 TACTILE SWITCHES  
 TOGGLE SWITCHES  
 CAP OPTIONS

# RDM SERIES ROTARY DIP SWITCH

## GENERAL CODE

COMPLEMENT CODE

|    | C | 1 | 2 | 4 | 8 |
|----|---|---|---|---|---|
| 0  | ● | ● | ● | ● | ● |
| 1  | ● |   | ● | ● | 1 |
| 2  | ● | ● |   | ● | 2 |
| 3  | ● |   | ● |   | 3 |
| 4  | ● | ● | ● |   | 4 |
| 5  | ● | ● |   | ● | 5 |
| 6  | ● | ● |   |   | 6 |
| 7  | ● |   |   | ● | 7 |
| 8  | ● | ● | ● | ● | 8 |
| 9  | ● |   | ● | ● | 9 |
| 10 | ● | ● |   | ● | A |
| 11 | ● | ● | ● |   | B |
| 12 | ● | ● | ● |   | C |
| 13 | ● |   | ● | ● | D |
| 14 | ● | ● |   |   | E |
| 15 | ● |   |   |   | F |

16 POSITION

(ACTUATOR COLOR: Ivory)

REAL CODE

|    | C | 1 | 2 | 4 | 8 |
|----|---|---|---|---|---|
| 0  | ● |   |   |   | 0 |
| 1  | ● | ● |   |   | 1 |
| 2  | ● |   | ● |   | 2 |
| 3  | ● | ● | ● |   | 3 |
| 4  | ● |   |   | ● | 4 |
| 5  | ● | ● | ● |   | 5 |
| 6  | ● |   | ● |   | 6 |
| 7  | ● | ● | ● | ● | 7 |
| 8  | ● |   |   | ● | 8 |
| 9  | ● | ● |   | ● | 9 |
| 10 | ● | ● | ● | ● | A |
| 11 | ● | ● | ● |   | B |
| 12 | ● |   | ● | ● | C |
| 13 | ● | ● | ● | ● | D |
| 14 | ● |   | ● | ● | E |
| 15 | ● | ● | ● | ● | F |

16 POSITION

(ACTUATOR COLOR: BRN)

COMPLEMENT CODE

|   | C | 1 | 2 | 4 | 8 |
|---|---|---|---|---|---|
| 0 | ● | ● | ● | ● | ● |
| 1 | ● |   | ● | ● | 1 |
| 2 | ● | ● |   | ● | 2 |
| 3 | ● |   | ● |   | 3 |
| 4 | ● | ● | ● |   | 4 |
| 5 | ● | ● |   | ● | 5 |
| 6 | ● | ● |   |   | 6 |
| 7 | ● |   |   | ● | 7 |
| 8 | ● | ● | ● | ● | 8 |
| 9 | ● |   | ● | ● | 9 |

10 POSITION

(ACTUATOR COLOR: DRAB)

REAL CODE

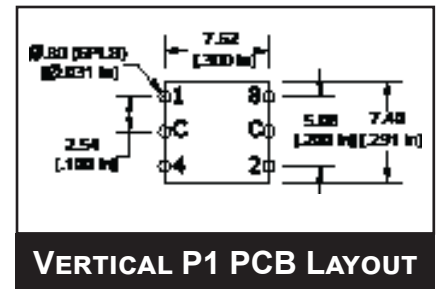
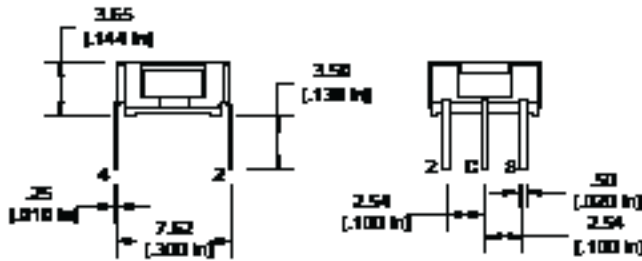
|   | C | 1 | 2 | 4 | 8 |
|---|---|---|---|---|---|
| 0 | ● |   |   |   | 0 |
| 1 | ● | ● |   |   | 1 |
| 2 | ● |   | ● |   | 2 |
| 3 | ● | ● | ● |   | 3 |
| 4 | ● |   |   | ● | 4 |
| 5 | ● | ● | ● |   | 5 |
| 6 | ● |   | ● |   | 6 |
| 7 | ● | ● | ● | ● | 7 |
| 8 | ● |   |   | ● | 8 |
| 9 | ● | ● | ● | ● | 9 |

10 POSITION

(ACTUATOR COLOR: RED)

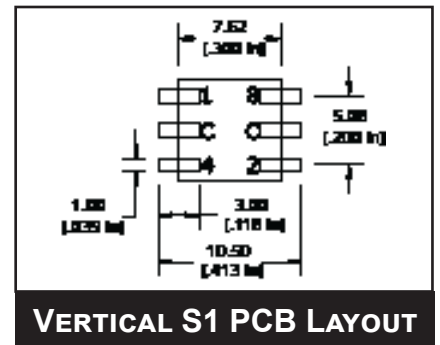
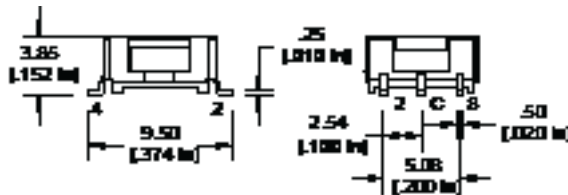
## TERMINATION OPTIONS

P1 - VERTICAL



VERTICAL P1 PCB LAYOUT

S1 - VERTICAL



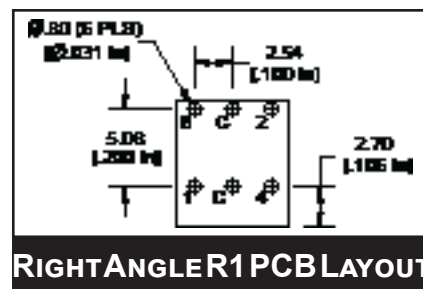
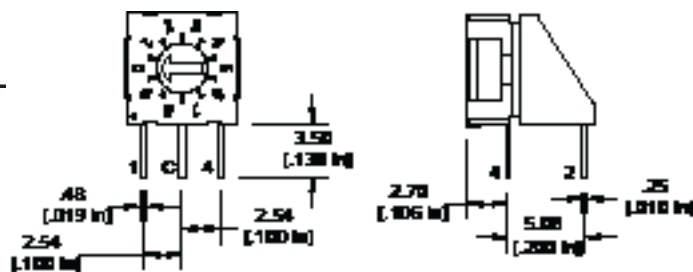
VERTICAL S1 PCB LAYOUT



# RDM SERIES ROTARY DIP SWITCH

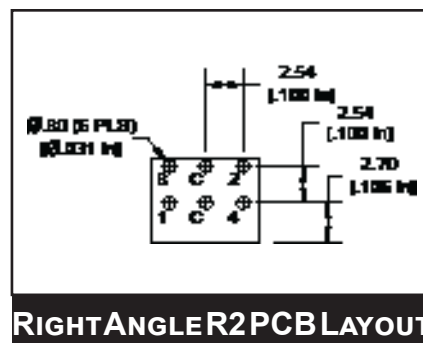
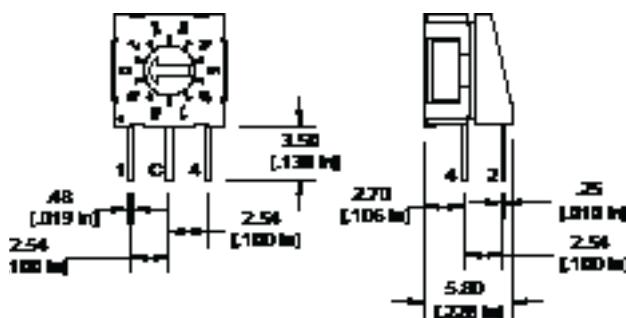
## TERMINATION OPTIONS (CONT.)

R1 - RIGHT ANGL



RIGHTANGLER1PCB LAYOUT

R2 - RIGHT ANGLE



RIGHTANGLER2PCB LAYOUT



ANTI-VANDAL  
DETECTOR  
DIP  
KEYLOCK  
NAVIGATION  
PUSHBUTTON  
ROCKER  
ROTARY  
SLIDE  
SNAP ACTION  
TACTILE  
TOGGLE  
CAP  
OPTIONS